



































































Action	Date	Spec. No.	Document Name	Standard Drawing Reference Number
.pdf	09/07/2018	33 01 30	Sewer and Manhole Testing	
.pdf	03/11/2022	33 01 31	CCTV Inspection – Sanitary Sewer	
.pdf	03/11/2022	33 01 32	CCTV Inspection – Storm Drain	
.pdf	12/20/2012	33 03 10	Bypass Pumping of Existing Sewer Systems	
.pdf	12/20/2012	33 04 10	Joint Bonding and Electrical Isolation	
.dwg .pdf	08/31/2012			D140 - Electrical Bonding Across Flange
.dwg .pdf	08/31/2012			D141 - Electrical Bonding Across Valve
.dwg .pdf	08/31/2012			D142 - Thermite Brazed Connection Detail
.dwg .pdf	08/31/2012			D143 - Bell and Spigot Bonding
.dwg .pdf	08/31/2012			D144 - Bonded Joint-Lined Cylinder Pipe
.dwg .pdf	08/31/2012			D145 - Mechanical Coupling Bonding
.dwg .pdf	08/31/2012			D146 - Isolation Flange Assembly
.pdf	12/20/2012	33 04 11	Corrosion Control Test Stations	
.dwg .pdf	08/31/2012			D147 - Flush Mounted Potential Test Station
.dwg .pdf	08/31/2012			D148 - Flush Mounted Foreign Line Test Station
.dwg .pdf	08/31/2012			D149 - Pole Mounted Test Station Assembly
.dwg .pdf	08/31/2012			D150 - Flush Mounted Flange Insulation Test Station
.dwg .pdf	08/31/2012			D151 - Flush Mounted Cased Crossing Test Station
.pdf	12/20/2012	33 04 12	Magnesium Anode Cathodic Protection System	
.dwg .pdf	08/31/2012			D152 - Magnesium Anode Installation Test Station




























Action	Date	Spec. No.	Document Name	Standard Drawing Reference Number
 	08/31/2012			D153 - Anode Installation Plan
 	08/31/2012			D154 - Permanent Reference Cell Electrode Installation
	07/01/2011	33 04 30	Temporary Water Services	
 	08/31/2012			D133 - Temporary Service Connection
 	08/31/2012			D134 - Intersection & Driveway Approach Crossing for Temporary Water Service
	02/06/2013	33 04 40	Cleaning and Acceptance Testing of Water Mains	
 	05/08/2013			D135 - Standard Cleaning Wye for Water Distribution Pipe
 	08/31/2012			D136 - Standard Cleaning Wye for Water Distribution Pipe (16-Inch and Larger)
	03/11/2022	33 04 50	Cleaning of Pipes	
	04/02/2021	33 05 10	Utility Trench Excavation, Embedment, and Backfill	
 	12/01/2021			D001 - Acceptable Backfill
 	12/01/2021			D002 - Select Backfill
 	12/01/2021			D003 - Cement Stabilized Sand (CSS) Backfill
 	12/01/2021			D004 - Controlled Low Strength Material (CLSM) Backfill
 	12/01/2021			D005 - Deep Trench Backfill
 	08/31/2012			D006 - Trench Water Stop
 	12/01/2021			D017 - Concrete Encasement for Utility Pipes
 	12/01/2021			D101 - Embedment For Water Lines 12-Inch and Smaller
 	12/01/2021			D102 - Embedment For Water Lines 16-Inch to 24-Inch

Action	Date	Spec. No.	Document Name	Standard Drawing Reference Number
.dwg .pdf	12/01/2021			D103 - Embedment For Water Lines 30-Inch and Larger
.dwg .pdf	12/01/2021			D104 - Embedment For Water Services
.dwg .pdf	12/01/2021			D201A - Embedment for Sanitary Sewer Up to 15-Inch
.dwg .pdf	12/01/2021			D201B - Embedment for Sanitary Sewer 18-Inch & Larger
.dwg .pdf	12/01/2021			D202 - Embedment for Sanitary Sewer Services
.dwg .pdf	12/01/2021			D401 - Embedment for HDPE Storm Sewer All Sizes
.dwg .pdf	12/01/2021			D402 - Embedment for RCP Storm Sewer All Sizes
.dwg .pdf	12/01/2021			D403 - Embedment for Storm Sewer Reinforced Concrete Box All Sizes
.pdf	12/20/2012	33 05 12	Water Line Lowering	
.pdf	09/09/2022	33 05 13	Frame, Cover and Grade Rings	
.dwg .pdf	06/19/2013			D008 - Water-Tight Hinged Manhole Frame, Cover And Grade Rings
.dwg .pdf	09/09/2022			D010 - Manhole Lid Assembly - Existing HMAC Pavement (Cone)
.dwg .pdf	09/09/2022			D011 - Manhole Lid Assembly - Existing HMAC Pavement (Flat Top)
.dwg .pdf	09/09/2022			D012 – Manhole Lid Assembly – Existing Concrete Pavement (Cone)
.dwg .pdf	10/15/2021			D013 – Manhole Lid Assembly – Existing Concrete Pavement (Flat Top)
.dwg .pdf	09/09/2022			D014 – Manhole Lid Assembly – Proposed Concrete Pavement (Cone)
.dwg .pdf	08/31/2012			D015 – Manhole Lid Assembly – Unimproved Surface (Flat Top)

Action	Date	Spec. No.	Document Name	Standard Drawing Reference Number
.dwg .pdf	12/01/2021			D219 – Sanitary Sewer Manhole Frame, Cover and Grade Rings
.dwg .pdf	09/09/2022			D417 - Storm Drain Manhole Frame, Cover, and Grade Rings FW-Storm DR
.pdf	09/09/2022	33 05 13	Frame, Cover and Grade Rings-Composite	
.pdf	03/11/2022	33 05 14	Adjusting Manholes, Inlets, Valve Boxes, and Other Structures to Grade	
.pdf	12/20/2012	33 05 16	Concrete Water Vaults	
.pdf	03/11/2022	33 05 17	Concrete Collars	
.pdf	12/20/2012	33 05 20	Auger Boring	
.pdf	12/20/2012	33 05 21	Tunnel Liner Plate	
.pdf	12/20/2012	33 05 22	Steel Casing Pipe	
.pdf	12/20/2012	33 05 23	Hand Tunneling	
.doc	12/09/2022	33 05 24	Installation of Carrier Pipe in Casing or Tunnel Liner Plate	Edit document to meet project requirements.
.dwg .pdf	05/15/2015			D106 - Water Carrier Pipe Installation In Steel Casing
.dwg .pdf	05/15/2015			D107 - Water Carrier Pipe Installation In Tunnel Liner Plate
.dwg .pdf	08/31/2012			D108 - Ductile Iron Pipe and Steel Pipe Casing & Tunnel Liner Plate Profile
.dwg .pdf	08/31/2012			D109 - Concrete Pressure Pipe Casing & Tunnel Liner Plate Profile
.dwg .pdf	05/31/2016			D203 - Sanitary Sewer Carrier Pipe Installation In Steel Casing and Tunnel Liner Plate
.dwg .pdf	08/31/2012			D204 - Sanitary Sewer Pipe In Steel Casing and Tunnel Liner Plate Profile
.pdf	12/20/2012	33 05 26	Utility Markers/Locators	

Action	Date	Spec. No.	Document Name	Standard Drawing Reference Number
.dwg .pdf	08/31/2012			D016 – Utility Marker Pole
.pdf	12/20/2012	33 05 30	Location of Existing Utilities	
.dwg .pdf	12/30/2016			D130 - Horizontal Thrust Blocking
.dwg .pdf	12/30/2016			D131 - Concrete Cradle
.dwg .pdf	12/30/2016			D132 - Vertical Tie-Down Blocking
.pdf	12/20/2012	33 11 05	Bolts, Nuts, and Gaskets	
.pdf	12/09/2022	33 11 10	Ductile Iron Pipe	
.pdf	09/20/2017	33 11 11	Ductile Iron Fittings	
.pdf	09/09/2022	33 11 12	Polyvinyl Chloride (PVC) Pressure Pipe	
.pdf	12/20/2012	33 11 13	Concrete Pressure Pipe, Bar-Wrapped, Steel Cylinder Type	
.pdf	12/20/2012	33 11 14	Buried Steel Pipe and Fittings	
.doc	02/14/2017	33 12 10	Water Services 1-inch to 2-inch	Edit document to meet project requirements.
.dwg .pdf	11/07/2016			D111 - 1-Inch Water Service
.dwg .pdf	12/12/2014			D112 - 1.5 & 2-Inch Water Service
.dwg .pdf	01/04/2017			D113 - 1-Inch Standard Plastic Meter Box (0.75 & 1-Inch Meters)
.dwg .pdf	01/04/2017			D114 - 2-Inch Standard Plastic Meter Box (1.5 & 2-Inch Meters)
.dwg .pdf	01/04/2017			D115 - Bullhead Standard Meter Box (2 - 0.75-Inch Meters)
.dwg .pdf	01/04/2017			D116 - 1-Inch Standard Concrete Meter Box (0.75 & 1-Inch Meters)
.dwg .pdf	01/04/2017			D117 - 2-Inch Standard Concrete Meter Box (1.5 & 2-Inch Meters)

Action	Date	Spec. No.	Document Name	Standard Drawing Reference Number
 	01/04/2017			D118 - Bullhead Standard Concrete Meter Box (2 - 0.75-Inch Meters)
	12/20/2012	33 12 11	Large Water Meters	
 	10/08/2012			D119 - Combination Turbine Meter Vault Installation With Bypass
	05/06/2015	33 12 20	Resilient Seated Gate Valve	Edit document to meet project requirements.
 	05/08/2013			D125 - Branch Gate Valve Connection to Large Water Main
 	10/18/2018			D126 - Water Distribution Gate Valve & Box (12-Inch and Smaller)
 	08/31/2012			D127 - Water Transmission Gate Valve & Vault (16-Inch to 36-Inch)
 	06/10/2022			D128 - Butterfly Valve Vault
	04/23/2019	33 12 21	AWWA Rubber-Seated Butterfly Valves	Edit document to meet project requirements.
	02/06/2013	33 12 25	Connection to Existing Water Mains	
 	08/31/2012			D129 - Connection to Existing Water Mains
 	08/31/2012			D160 - 16-Inch and Larger Ring Connection
 	08/31/2012			D161 - 12-Inch and Smaller Ring Connection
 	05/08/2013			D162 - Waterline Lowering Detail
	12/20/2012	33 12 30	Combination Air Valve Assemblies for Potable Water Systems	
 	06/10/2022			D138 - Potable Combination Air Valve Assembly - 2-Inch Valve
 	06/10/2022			D139 - Potable Combination Air Valve Assembly - 3 to 8-Inch Valves
	01/03/2014	33 12 40	Fire Hydrants	
 	06/28/2013			D120 - Standard Fire Hydrant (Straight)

Action	Date	Spec. No.	Document Name	Standard Drawing Reference Number
 	08/31/2012			D121 - Standard Fire Hydrant (ELL)
	12/20/2012	33 12 50	Water Sample Stations	
 	08/31/2012			D122 - Water Sample Station
	06/19/2013	33 12 60	Standard Blow-off Valve Assembly	
 	11/01/2016			D105 - Standard Blow-Off Assembly
 	05/08/2013			D301 - Reclaimed Blow-Off Assembly to Sanitary Sewer
	12/20/2012	33 31 12	Cured in Place Pipe (CIPP)	
	12/20/2012	33 31 13	Fiberglass Reinforced Pipe for Gravity Sanitary Sewers	
	04/23/2019	33 31 15	High Density Polyethylene (HDPE) Pipe for Sanitary Sewer	
	09/09/2022	33 31 20	Polyvinyl Chloride (PVC) Gravity Sanitary Sewer Pipe	
	12/20/2012	33 31 21	Polyvinyl Chloride (PVC) Closed Profile Gravity Sanitary Sewer Pipe	
	12/20/2012	33 31 22	Sanitary Sewer Slip Lining	
	12/20/2012	33 31 23	Sanitary Sewer Pipe Enlargement	
 	08/31/2012			D217 - Sanitary Sewer Point Repair (4-Inch to 12-Inch)
	04/26/2013	33 31 50	Sanitary Sewer Service Connections and Service Line	Edit document to meet project requirements.
 	09/16/2021			D214 - Sanitary Sewer Service
 	08/31/2012			D215 - Deep Sanitary Sewer Service
	12/20/2012	33 31 70	Combination Air Valve for Sanitary Sewer Force Mains	
 	10/08/2012			D206 - Sanitary Sewer Force Main Combination Air Valve Assembly

Action	Date	Spec. No.	Document Name	Standard Drawing Reference Number
.dwg .pdf	08/31/2012			D302 - Reclaimed Water Combination Air Valve Assembly
.pdf	12/20/2012	33 39 10	Cast-in-Place Concrete Manholes	
.dwg .pdf	06/10/2022			D137 - Accessible Manhole
.dwg .pdf	08/31/2012			D207 - Hydraulic Slide
.dwg .pdf	12/01/2021			D208 - Standard Manhole
.dwg .pdf	10/15/2021			D209 - Standard 4' Diameter Drop Manhole
.dwg .pdf	12/01/2021			D210 - Shallow Manhole
.dwg .pdf	10/15/2021			D211 - Type A Manhole
.pdf	12/20/2012	33 39 20	Precast Concrete Manholes	
.dwg .pdf	06/10/2022			D137 - Accessible Manhole
.dwg .pdf	08/31/2012			D207 - Hydraulic Slide
.dwg .pdf	12/01/2021			D208 - Standard Manhole
.dwg .pdf	10/15/2021			D209 - Standard 4' Diameter Drop Manhole
.dwg .pdf	12/01/2021			D210 - Shallow Manhole
.dwg .pdf	10/15/2021			D211 - Type A Manhole
.pdf	12/20/2012	33 39 30	Fiberglass Manholes	
.dwg .pdf	10/15/2021			D212 - Fiberglass Manhole
.dwg .pdf	10/15/2021			D213 - Tee Base Manhole
.pdf	12/20/2012	33 39 40	Wastewater Access Chamber (WAC)	
.dwg .pdf	06/19/2013			D216 - Wastewater Access Chamber

Action	Date	Spec. No.	Document Name	Standard Drawing Reference Number
.pdf	04/29/2021	33 39 60	Liners for Sanitary Sewer Structures	
.pdf	07/01/2011	33 41 10	Reinforced Concrete Storm Sewer Pipe/Culverts	
.dwg .pdf	04/30/2021			D416 - Concrete Pipe Collar
.pdf	12/20/2012	33 41 11	High Density Polyethylene (HDPE) Pipe for Storm Drain	
.pdf	11/13/2015	33 41 12	Reinforced Polyethylene (SRPE) Pipe	
.pdf	06/10/2022	33 41 13	Polypropylene Pipe for Storm Drain	
.pdf	12/20/2012	33 46 00	Subdrainage	
.dwg .pdf	04/30/2021			D418 - Subdrain Installation FW-Subdrain Installation
.pdf	07/01/2011	33 46 01	Slotted Storm Drains	
.pdf	07/01/2011	33 46 02	Trench Drains	
.pdf	12/20/2012	33 49 10	Cast-in-Place Manholes and Junction Boxes	
.dwg .pdf	09/09/2022			D409 - Standard 4' Square Junction Box
.dwg .pdf	09/09/2022			D410 - Standard 5' Square Junction Box
.dwg .pdf	09/09/2022			D411 - Standard 6' Square Junction Box
.dwg .pdf	09/09/2022			D412 - 4' Stacked Manhole for Reinforced Concrete Box
.dwg .pdf	09/09/2022			D413 - 5 Sided Manhole
.dwg .pdf	04/30/2021			D414 - Manhole Steps
.dwg .pdf	04/30/2021			D415 - Typical Manhole Pipe Penetration
.pdf	03/11/2022	33 49 20	Curb and Drop Inlets	
.dwg .pdf	12/01/2021			D404 – Embedment for Polypropylene Storm Sewer All Sizes

Action	Date	Spec. No.	Document Name	Standard Drawing Reference Number
.dwg .pdf	04/30/2021			D405 - Standard Storm Drain Inlet 1 of 2
.dwg .pdf	04/30/2021			D405 - Standard Storm Drain Inlet 2 of 2
.dwg .pdf	04/30/2021			D406 - Recessed Storm Drain Inlet 1 of 2
.dwg .pdf	04/30/2021			D406 - Recessed Storm Drain Inlet 2 of 2
.dwg .pdf	04/30/2021			D407 - Type 2 Storm Drain Inlet 1 of 2
.dwg .pdf	04/30/2021			D407 - Type 2 Storm Drain Inlet 2 of 2
.dwg .pdf	04/30/2021			D408 - Standard Drop Inlet with Lid
.dwg .pdf	04/30/2021			D420 - Type 2 Recessed Storm Drain Inlet 1 of 2
.dwg .pdf	04/30/2021			D420 - Type 2 Recessed Storm Drain Inlet 2 of 2
.pdf	07/01/2011	33 49 40	Storm Drainage Headwalls and Wingwalls	