

# APPENDICES

---

## Table of Contents

APPENDIX A – Park Inventory.....	2
APPENDIX B – Park Funds .....	7
APPENDIX C – 2016 Park Districts Map .....	9
APPENDIX D – Neighborhood Units Park Map .....	10
APPENDIX E – Community Units Park Map .....	11
APPENDIX F – Completed Projects List .....	12

## APPENDIX A – Park Inventory

SPECIAL USE PARKS	TYPE	ADDRESS	YEAR	ACRES	STATUS	C. DIST	PPD
Botanic Garden	Special Use & Nature Based	2000 UNIVERSITY DR	1892	116.5600	Act	7	4
City View	Special Use & Nature Based	7900 OAKMONT BLVD	1985	31.3100	Res	3	1
Coventry Hills	Special Use & Nature Based	8500 WESTERN MEADOWS DR	2001	21.5460	Res	4	5
Fort Worth Nature Center and Refuge	Special Use & Nature Based	9601 FOSSIL RIDGE RD	1918	3,632.870	Act	7	2
Fort Worth Zoo	Special Use & Nature Based	1500-2000 COLONIAL PKWY	1910	58.5319	Act	9	4
Goat Island	Special Use & Nature Based	8298 MALAGA DR	1918	6.0000	Act	7	2
Greer Island	Special Use & Nature Based	7700 SHORELINE RD	1918	20.0000	Act	7	2
J.T. Hinkle	Special Use & Nature Based	6521 SHADYDELL DR	2002	5.9900	Res	7	2
Lasater	Special Use & Nature Based	1500 E HARMON RD	2004	25.1330	Act	2	5
Log Cabin Village	Special Use & Nature Based	1500-2000 COLONIAL PKWY	1910	2.5000	Act	9	4
Meadowbrook Golf Course	Special Use & Nature Based	1815 JENSON RD	1937	138.9000	Act	4	4
Oakmont Linear	Special Use & Nature Based	7785 BELLAIRE DR SOUTH	1979	34.8800	Res	3 and 6	1
Pecan Valley Golf Course	Special Use & Nature Based	6400 PECAN VALLEY DR	1962	461.7680	Act	3	1
Rockwood Golf Course	Special Use & Nature Based	701 NORTH UNIVERSITY DR	1927	229.4870	Act	2	4
Rolling Hills	Special Use & Nature Based	2525 JOE B. RUSHING RD	1971	207.2930	Act	8	4
Saunders	Special Use & Nature Based	2401 MULE ALLEY	1977	0.4800	Act	2	4
Southridge	Special Use & Nature Based	3601 BILOXI DR	1988	2.0460	Res	6	1
Stratford Nature Area	Special Use & Nature Based	3520 EAST FRWY	1924	35.0000	Act	8	4
Sycamore Creek Golf Course	Special Use & Nature Based	401 MARTIN LUTHER KING FRWY	1977	66.2200	Act	8	4
Tandy Hills Nature Area	Special Use & Nature Based	3325 VIEW ST	1960	90.2500	Act	8	4
Tehama Trails	Special Use & Nature Based	9906 BUTTE MEADOWS DR	2011	22.8410	Act	7	5
Trinity Bluff	Special Use & Nature Based	557 SAMUELS AVE	2009	1.8390	Res	9	4
Veterans Memorial	Special Use & Nature Based	4120 CAMP BOWIE BLVD	1923	0.5100	Act	7	4
Vinyards at Heritage	Special Use & Nature Based	5280 ALTA LOMA DR	2001	44.1470	Res	4	5
Water Gardens	Special Use & Nature Based	1502 COMMERCE ST	1974	5.4000	Act	9	4
Will Rogers Memorial Center Complex	Special Use & Nature Based	3301 WEST LANCASTER AVE	1900	32.0000	Act	7	4
NEIGHBORHOOD BASED PARKS	TYPE	ADDRESS	YEAR	ACRES	STATUS	C. DIST	PPD
Alexandra Meadows	Neighborhood Based	6521 MARK IV PKWY	2005	7.5260	Act	2	5
Anderson-Campbell	Neighborhood Based	4141 OHIO GARDEN RD	1999	24.2200	Act	2	4
Arcadia Trail Park South	Neighborhood Based	4950 BASSWOOD BLVD	1996	40.1417	Act	4	5
Arneson	Neighborhood Based	1311 HOMAN AVE	1911	0.4400	Act	2	4
Arnold	Neighborhood Based	700 SAMUELS AVE	1914	3.0220	Act	9	4
Barksdale	Neighborhood Based	9611 BARKSDALE DR	2009	20.8020	Act	4	5
Blue Bonnet Circle	Neighborhood Based	3489 BLUEBONNET CIR	1949	1.2500	Act	9	4
Bonnie Brae	Neighborhood Based	3213 WESLEY ST	1957	3.7000	Act	4	4
Bunche	Neighborhood Based	5600 RAMEY AVE	1954	2.3000	Act	5	4
Burk Burnett	Neighborhood Based	501 W 7TH ST	1917	3.0300	Act	9	4
C. P. Hadley	Neighborhood Based	5301 WILDFLOWER WAY	2006	28.2240	Act	6	1
Camelot	Neighborhood Based	1517 ANDANTE DR	1986	5.2500	Act	8	1
Camp Joy	Neighborhood Based	9621 WATERCRESS DR	1918	8.2300	Act	7	2
Camp Worth	Neighborhood Based	4896 BOB WILLS DR	2012	0.3880	Act	4	5
Capps	Neighborhood Based	907 WEST BERRY	1910	4.4100	Act	9	4
Chamberlin	Neighborhood Based	4689 HALLORAN ST	1962	9.2981	Act	3	4
Chisholm Ridge	Neighborhood Based	8425 LADINA PLACE	2007	31.2900	Act	2	5
Chuck Silcox (formerly Trail Ridge Estates)	Neighborhood Based	2809 WAKECREST DR	2009	20.8100	Act	3	2
Circle	Neighborhood Based	600 PARK ST	1909	3.0600	Act	2	4
City Hall Plaza	Neighborhood Based	1000 THROCKMORTON	1975	2.5000	Act	9	4
Cobblestone Trail	Neighborhood Based	7601 JOHN T. WHITE RD	1971	24.2735	Act	5	3
Crawford Farms	Neighborhood Based	4224 WEXFORD DR	2004	6.9970	Act	7	5
Creekside	Neighborhood Based	3100 RODDY DR	1988	16.2300	Act	6	1
Crestwood	Neighborhood Based	3701 ROCKWOOD PARK DR	1982	2.0000	Act	7	4
Crossing at Fossil Creek	Neighborhood Based	6000 MARK IV PKWY	2000	4.0230	Act	2	5
Dabney	Neighborhood Based	7501 WHIRLWIND DR	1985	3.4480	Act	6	1
Daggett	Neighborhood Based	2312 COLLEGE AVE	1980	3.4000	Act	9	4
Deer Creek	Neighborhood Based	11800 HEMPHILL ST	1987	11.9900	Res	6	1
Deer Meadow	Neighborhood Based	11600 S. OAK GROVE RD	2012	8.5030	Res	6	1

# Park and Recreation – Five Year Capital Improvement Plan (FY2017-FY2021)

NEIGHBORHOOD BASED PARKS	TYPE	ADDRESS	YEAR	ACRES	STATUS	C. DIST	PPD
Delqa	Neighborhood Based	1001 NIXON ST	1968	4.0600	Act	8	4
Diamond Hill H.S.	Neighborhood Based	1411 MAYDELL ST	1982	0.1000	Act	2	4
Dorado	Neighborhood Based	415 BAVERTON LN	2009	14.2690	Act	7	5
Eagle Mountain Ranch	Neighborhood Based	7200 BUNK HOUSE DR	2000	4.3180	Act	7	2
Eastbrook	Neighborhood Based	2728 ESCALANTE AVE	1979	3.2000	Act	5	3
Eastern Hills	Neighborhood Based	5900 YOSEMITE DR	1981	3.0000	Act	4	4
Eastgate	Neighborhood Based	729 RIVER HILL LN	2015	0.9588	Res	7	4
Eastover	Neighborhood Based	4300 RAMEY AVE	1947	13.5000	Act	5	4
Ed K. Collett	Neighborhood Based	4800 WEST VICKERY BLVD	1971	7.6900	Act	3 and 9	4
Ederville	Neighborhood Based	1455 NOTTINGHAM BLVD	1974	0.9100	Act	5	3
Ellis	Neighborhood Based	3400 S. RIVERSIDE DR	1971	10.5100	Act	8	4
Elm Street	Neighborhood Based	400 ELM ST	2002	0.2770	Act	9	4
Englewood	Neighborhood Based	3200 HANGER AVE	1973	1.0600	Act	5	4
Eugene McCray Park at Lake Arlington	Neighborhood Based	3449 QUAIL RD	1986	6.0700	Act	5	3
Fairfax	Neighborhood Based	4000 EAST FAIRFAX AVE	1968	4.0000	Act	8	4
Fairmount	Neighborhood Based	1501 5TH AVE	1990	0.6800	Act	9	4
Falcon Ridge	Neighborhood Based	498 BROADLEAF DR	2006	6.4700	Act	3	2
Federal Plaza	Neighborhood Based	1000 THROCKMORTON ST	1984	0.6000	Act	9	4
First Flight	Neighborhood Based	2700 MERCEDES AVE	2013	0.6136	Res	9	4
Foster	Neighborhood Based	3725 SOUTH DR	1952	11.9200	Act	3	4
Fox Run	Neighborhood Based	8777 FOX MEADOW WAY	1998	9.7890	Act	6	1
Freemons	Neighborhood Based	9850 HERON DR	1918	17.3920	Act	7	2
Friendship	Neighborhood Based	9550 CHUPAROSA DR	2015	5.5330	Act	7	5
General Worth Square	Neighborhood Based	916 MAIN ST	1980	1.5300	Act	9	4
George Markos	Neighborhood Based	400 ACADEMY BLVD	1973	29.6900	Act	3	2
Gid Hooper	Neighborhood Based	814 S. RETTA ST	1976	2.5820	Act	8	4
Goodman	Neighborhood Based	5413 GOODMAN AVE	1967	0.1420	Act	3	4
Greenway	Neighborhood Based	2013 EAST BELKNAP ST	1926	12.9600	Act	8	4
Hall-Tandy Triangle	Neighborhood Based	2901 E. ROSEDALE ST.	1900	0.3200	Act	8	4
Harrold	Neighborhood Based	1502 SUMMIT AVE	1950	2.3000	Act	9	4
Harvest Ridge	Neighborhood Based	13025 HARVEST RIDGE RD	2005	6.3790	Act	7	5
Harvey Street	Neighborhood Based	1413 HARVEY ST	1978	0.9400	Act	8	4
Haynes Memorial Triangle	Neighborhood Based	1701 MAIN ST	1893	0.1000	Act	9	4
Heritage Glen	Neighborhood Based	4400 HERITAGE GLEN DR	2005	28.8420	Act	4	5
High Crest	Neighborhood Based	2515 BRUCE ST	2006	0.7440	Act	2	4
Hulen Meadows	Neighborhood Based	3600 BLUE SPRINGS DR	1986	23.0400	Act	6	1
Hyde	Neighborhood Based	201 WEST 9TH ST	1873	0.0100	Act	9	4
Island View	Neighborhood Based	8401 WATERCRESS DR	1918	14.0000	Act	7	2
Jefferson Davis	Neighborhood Based	4001 TOWNSEND/2000 W. BOLT ST.	1923	6.5000	Act	9	4
Jennings-May-St. Louis	Neighborhood Based	3041 SOUTH JENNINGS AVE	1997	0.8500	Act	9	4
Junction	Neighborhood Based	2250 PRESIDIO VISTA DR	2011	6.2040	Act	7	5
Kellis	Neighborhood Based	4651 SOUTHRIDGE TERR	1950	16.3000	Act	9	4
Kingsridge	Neighborhood Based	5373 CAMROSE ST	2011	19.9800	Res	7	5
Kingswood	Neighborhood Based	7505 TRAIL LAKE DR	2000	16.7700	Act	6	1
Krauss Baker	Neighborhood Based	3517 PARK LAKE DR	1977	18.6000	Act	6	1
Kristi Jean Burbach	Neighborhood Based	3529 FOSSIL PARK DR	1984	14.7100	Act	4	5
Lincoln	Neighborhood Based	2922 LINCOLN AVE	1934	7.0000	Act	2	4
Lincolnshire	Neighborhood Based	1425 HORNCastle ST	1985	15.3810	Act	8	1
Linwood-Jesse D. Sandoval (formerly Linwood)	Neighborhood Based	301 WIMBERLY ST	1957	4.0000	Act	9	4
Little People	Neighborhood Based	3431 WALTON AVE	1978	2.9000	Act	6	1
Littlejohn	Neighborhood Based	4125 LITTLEJOHN AVE	1972	0.8300	Act	5	4
Live Oak	Neighborhood Based	2300 SILVER CREEK RD	1918	7.8500	Res	7	2
Lost Creek Ranch	Neighborhood Based	13861 LOST SPURS RD	2007	4.1950	Act	7	5
Lost Spurs	Neighborhood Based	3520 ALTA VISTA RD	2000	9.9590	Act	7	5
Louella Bales Baker	Neighborhood Based	3101 E 1ST ST	1998	0.9560	Act	8	4
Love Circle	Neighborhood Based	7400 JACKSBORO HWY	1918	50.0000	Act	7	2
Maddox	Neighborhood Based	2414 GOULD AVE	1905	0.9600	Act	2	4
Malaqa	Neighborhood Based	7500 MALAGA DR	1918	2.0000	Act	7	2
Marie F. Pate	Neighborhood Based	3751 SOUTH EDGEWOOD TERR	1968	5.0000	Act	5	4
Marina	Neighborhood Based	4033 MARINA DR	1918	5.0000	Act	7	2

# Park and Recreation – Five Year Capital Improvement Plan (FY2017-FY2021)

NEIGHBORHOOD BASED PARKS	TYPE	ADDRESS	YEAR	ACRES	STATUS	C. DIST	PPD
Marine Creek Linear	Neighborhood Based	3106 ANGLE AVE	1984	48.1610	Act	2	4
Marine Creek Linear North	Neighborhood Based	3317 CHESTNUT AVE	1996	7.8300	Act	2	4
Mary and Marvin Leonard	Neighborhood Based	6478 GENOA RD	1960	6.5300	Act	3	4
McPherson	Neighborhood Based	1229 McPHERSON RD	2016	12.4414	Res	8	1
McPherson Ranch	Neighborhood Based	3950 MARTINSBURG DR	2008	7.4250	Act	7	5
Meadow Creek	Neighborhood Based	2436 CAROLINA DR	2008	4.5240	Act	8	1
Meadowood	Neighborhood Based	2800 MEADOWBROOK DR	1935	1.7500	Act	8	4
Meadows West	Neighborhood Based	6400 BELLAIRE DR SOUTH	1984	17.2400	Act	3	1
Mesa Verde	Neighborhood Based	7220 MESA VERDE TRL	1993	0.3000	Act	4	5
Monticello	Neighborhood Based	3505 DOROTHY LN NORTH	1928	4.2400	Act	7	4
Morningside Middle School	Neighborhood Based	2751 MISSISSIPPI AVE	1985	2.4100	Act	8	4
Morris Berney	Neighborhood Based	6312 ROSEMONT AVE	1926	4.5000	Act	3	4
Mosier Valley	Neighborhood Based	11220 MOSIER VALLEY RD	2015	4.0915	Res	5	3
Newby	Neighborhood Based	1105 JEROME ST	1951	2.7500	Act	9	4
Ninnie Baird	Neighborhood Based	8900 HAWLEY DR	2009	15.5270	Act	4	5
Normandy Place	Neighborhood Based	3421 PANOLA AVE	1949	1.5000	Act	8	4
Oakhurst	Neighborhood Based	2400 DAISY LN	1944	0.7500	Act	9	4
Paddock	Neighborhood Based	100 WEST BELKNAP ST	1917	0.8000	Act	9	4
Park Place	Neighborhood Based	7812 PARK TRAILS DR	1995	5.8000	Act	4	5
Parks of Deer Creek	Neighborhood Based	10200 DEER TRL	2008	8.2167	Act	6	1
Parkwood East	Neighborhood Based	7704 XAVIER DR	1985	0.1800	Res	6	1
Parkwood Hills	Neighborhood Based	7800 PARKWOOD HILL BLVD	1998	8.6370	Act	4	5
Patricia LeBlanc	Neighborhood Based	6300 GRANBURY CUT-OFF	1986	15.0000	Act	6	1
Paz Hernandez	Neighborhood Based	3515 ELLIS AVE	1977	0.4140	Act	2	4
Peter Smith	Neighborhood Based	901 JENNINGS AVE	1903	0.1000	Act	9	4
Plover Circle	Neighborhood Based	7251 CAHOBA DR	1918	4.0000	Act	7	4
Post Oak Village	Neighborhood Based	3830 POST OAK BLVD	1981	6.0000	Act	5	3
Quail Ridge	Neighborhood Based	7451 DUTCH BRANCH RD	1986	7.3300	Act	6	1
Ranches East	Neighborhood Based	3801 LAZY RIVER RANCH RD	2007	18.5240	Act	7	5
Reata	Neighborhood Based	9489 SILLS WAY	2010	8.1160	Act	7	5
Remington Pointe	Neighborhood Based	6050 WESTERN PASS	1999	10.5640	Res	2	2
Ridgeview Farms	Neighborhood Based	8628 PRAIRIE DAWN DR	2007	7.3190	Act	2	5
Ridglea Hills	Neighborhood Based	4589 STONEDALE RD	1983	6.1000	Act	3	4
River Park	Neighborhood Based	3100 BRYANT IRVIN RD	1984	11.6300	Act	3	4
River Trails III	Neighborhood Based	8570 SAN JOAQUIN TRL	1998	4.4560	Act	5	3
Rodeo	Neighborhood Based	2605 NORTH HOUSTON ST	1971	5.3000	Act	2	4
Rosedale Plaza	Neighborhood Based	5200 EAST ROSEDALE ST	1969	6.2500	Act	5	4
Rosemary Ridge	Neighborhood Based	4350 RED CLOVER LN	2010	6.2500	Act	6	1
Rosen	Neighborhood Based	2200 MCCANDLESS ST	1971	8.8035	Act	2	4
Rosenthal	Neighborhood Based	5200 HASTINGS DR	1979	1.5300	Act	6	1
Ryan Place Triangle	Neighborhood Based	3001 FIFTH AVE	1974	0.2700	Act	9	4
Sagamore Hills	Neighborhood Based	4719 HAMPSHIRE BLVD	1968	4.1500	Act	5	4
Sandy Lane	Neighborhood Based	2001 SANDY LN	1967	28.7000	Act	5	3
Sandybrook	Neighborhood Based	7049 GREENVIEW CIRCLE NORTH	1984	2.9200	Act	5	3
Saratoga	Neighborhood Based	12633 SARATOGA SPRINGS CIR	2014	21.1150	Act	7	5
Seminary Hills	Neighborhood Based	5101 TOWNSEND DR	1968	6.1800	Act	9	4
Settlement Plaza	Neighborhood Based	9745 FRANCESCA DR	2000	10.4000	Act	3	2
Shackleford	Neighborhood Based	4615 SHACKLEFORD ST	1984	11.9740	Act	8	4
Silver Sage	Neighborhood Based	7017 SILVER SAGE DR	1982	10.4600	Act	4	5
Sinclair	Neighborhood Based	9899 SINCLAIR ST	2009	16.4830	Act	7	5
Smith-Wilemon	Neighborhood Based	925 WILLOW RIDGE RD	1998	3.2270	Act	4	4
South Meadows	Neighborhood Based	2300 KELTON ST	1998	3.5900	Act	8	1
Southcreek	Neighborhood Based	6746 WESTCREEK DR	1983	6.3000	Act	6	1
Springdale	Neighborhood Based	2301 DAVID DR	1958	4.0000	Act	4	4
Stephens	Neighborhood Based	2701 WEST GAMBRELL ST	1984	4.0000	Act	9	4
Stonecreek	Neighborhood Based	12801 SWEET BAY DR	2002	10.2050	Act	5	3
Stratford	Neighborhood Based	4057 MEADOWBROOK DR	1924	15.0000	Act	8	4
Summer Creek Ranch	Neighborhood Based	8501 BENTWATER LN	2000	6.2270	Act	6	1
Summerbrook	Neighborhood Based	4315 HUCKLEBERRY DR	1985	27.2700	Act	4	5

# Park and Recreation – Five Year Capital Improvement Plan (FY2017-FY2021)

NEIGHBORHOOD BASED PARKS	TYPE	ADDRESS	YEAR	ACRES	STATUS	C. DIST	PPD
Summerfields	Neighborhood Based	6720 SPOONWOOD LN	1978	9.4000	Act	4	5
Summerfields Chisholm	Neighborhood Based	3970 MALIBU SUN DR	1995	4.5400	Act	4	5
Summerfields Northwest	Neighborhood Based	7755 BUTTONWOOD DR	1985	4.9900	Act	4	5
Sundance Springs	Neighborhood Based	7791 HAWKWOOD TR	2008	5.3850	Act	8	1
Sunset	Neighborhood Based	8855 WATERCRESS DR	1918	10.0000	Act	7	2
Sunset Hills	Neighborhood Based	7017 ELLIS RD	1960	7.5400	Act	4	3
Sunset Hills North	Neighborhood Based	3600 SUNSET HILLS DR	2004	6.7300	Act	4	5
Tadlock	Neighborhood Based	4665 EASTLINE DR	1959	4.5000	Act	8	4
Tandy Hills	Neighborhood Based	3325 VIEW ST	1960	15.0000	Act	8	4
Tehama Ridge	Neighborhood Based	2137 RAVENS NEST DR	2011	3.1810	Act	7	5
Terry	Neighborhood Based	3104 NORTH TERRY ST	1970	0.4300	Act	2	4
Thorny Ridge	Neighborhood Based	9036 NORTH NORMANDEALE ST	1982	3.7600	Act	3	4
Tim Watson	Neighborhood Based	8851 S. NORMANDEALE ST	2016	7.9100	Res	3	4
Titus Paulsel	Neighborhood Based	2000 BRINKLEY ST	1994	10.0000	Act	5	4
Traders Oak	Neighborhood Based	1206 SAMUELS AVE	1953	3.2770	Act	9	4
Trail Lake Estates	Neighborhood Based	7160 TRAIL LAKE DR	2001	4.5750	Res	6	1
Trails of Fossil Creek	Neighborhood Based	10451 FOSSIL HOLLOW DR	2011	10.2570	Act	7	5
Twin Mills	Neighborhood Based	5100-5101 WILD OATS DR	2006	10.9260	Act	7	2
Village Creek	Neighborhood Based	4750 WILBARGER ST	1959	24.3100	Act	5	4
Vinca Circle	Neighborhood Based	7800 MALAGA DR	1918	5.1880	Act	7	2
Vista West	Neighborhood Based	10510 VISTA HEIGHTS BLVD	2007	5.0300	Act	3	2
Walnut Creek	Neighborhood Based	9847 MULLINS CROSSING/5244 CONCHO	2009	5.5920	Act	3	1
Watts	Neighborhood Based	700 MAY ST	2008	0.9120	Act	9	4
Wedgwood	Neighborhood Based	5309 WINIFRED DR	1955	6.6600	Act	6	1
West Fork Ranch	Neighborhood Based	2350 ANGONI WAY	2014	4.7690	Act	2	5
Westcreek	Neighborhood Based	6008 JENNIE DR	1971	17.0000	Act	6	1
Western Hills	Neighborhood Based	8850 CHAPIN RD	1965	17.8900	Act	3	4
Westwind	Neighborhood Based	2833 LAREDO DR	1981	2.1000	Act	3	4
Wildwood	Neighborhood Based	9849 WATERCRESS DR	1918	6.0000	Act	7	2
William McDonald	Neighborhood Based	5400 EASTLAND ST	1981	13.8500	Act	5	4
Willow Ridge	Neighborhood Based	11590 MESA CROSSING DR	2008	5.3130	Act	7	5
Willowcreek	Neighborhood Based	1285 SYCAMORE SCHOOL RD	1984	8.6800	Act	8	1
Windswept Circle	Neighborhood Based	6925 CAHOBA DR	1918	3.0000	Act	7	4
Woodland Springs	Neighborhood Based	11801 COPPER CREEK DR	2001	17.0831	Act	7	5
Woodmont	Neighborhood Based	2300 WOODMONT TRL	1982	15.0000	Act	6	1
Worth Hills	Neighborhood Based	3301 BENBROOK BLVD	1972	1.5000	Act	9	4
COMMUNITY BASED PARKS	TYPE	ADDRESS	YEAR	ACRES	STATUS	C. DIST	PPD
Anderson	Community Based	5052 CROMWELL-MARINE CREEK RD	1998	34.5940	Act	2	2
Arcadia Trail	Community Based	7613 ARCADIA TRL	1990	69.0790	Act	4	5
Arcadia Trail Park North	Community Based	8744 ARCADIA PARK DR	1994	177.2365	Act	4	5
Arrow S	Community Based	7951 CAHOBA DR	1918	37.8000	Act	7	2 & 4
Buck Sansom	Community Based	3600 SANSOM PARK DR	1927	131.6000	Act	2	4
Candleridge	Community Based	4301 FRENCH LAKE DR	1976	88.0310	Act	6	1
Carter	Community Based	4351 CARTER PARK DR	1951	163.4767	Act	8	4
Casino Beach	Community Based	7451 WATERCRESS DR	1918	44.0000	Act	7	2
Chadwick Farms	Community Based	15700 CLEVELAND-GIBBS RD	2009	39.1900	Act	7	5
Chisholm Trail: Recreation Center	Community Based	4936 MCPHERSON BLVD	1998	84.2128	Act	6	1
Cobb	Community Based	1600-3000 COBB DR	1923	224.4680	Act	8	4
Como: Neighborhood Center	Community Based	4900 HORNE ST	1973	1.2000	Act	3	4
Diamond Hill: Recreation Center	Community Based	3709 WEBER ST	1968	9.8800	Act	2	4
Eugene McCray: Recreation Center	Community Based	4932 WILBARGER ST	2000	3.0000	Act	5	4
North Tri-Ethnic Neighborhood Center	Community Based	2950 ROOSEVELT AVE	1976	3.2200	Act	2	4
Fire Station: Recreation Center	Community Based	1601 LIPSCOMB ST	1975	3.0500	Act	9	4
Forest Park	Community Based	1500-2000 COLONIAL PKWY	1910	120.8780	Act	9	4
Gateway: Fort Woof	Community Based	751 BEACH ST	1979	635.1110	Act	4	4
Glenwood	Community Based	900 S. RIVERSIDE DR	1927	36.9184	Act	8	4
Greenbriar: Recreation Center	Community Based	5200 HEMPHILL ST	1973	49.1221	Act	9	4
Hallmark	Community Based	820 SYCAMORE SCHOOL RD	1963	25.3530	Act	8	1

# Park and Recreation – Five Year Capital Improvement Plan (FY2017-FY2021)

COMMUNITY BASED PARKS	TYPE	ADDRESS	YEAR	ACRES	STATUS	C. DIST	PPD
Handley: Handley-Meadowbrook Recreation Center	Community Based	6201 BEATY ST	1948	15.45	Act	5	3
Harmon Field	Community Based	1501 MARTIN LUTHER KING JR. FRWY	1952	97.5000	Act	8	4
Harriet Creek Ranch	Community Based	16215 COWBOY TRAIL	2005	32.1680	Act	7	5
Heritage	Community Based	300 N. MAIN/600 CONGRESS ST	1975	112.8080	Act	2 and 9	4
Heritage Addition	Community Based	3600 BLK HERITAGE TRACE PKWY	2001	36.7900	Act	4	5
Highland Hills: Recreation Center	Community Based	1600 GLASGOW RD	1968	28.6590	Act	8	1
Hillside: Recreation Center	Community Based	1201 E. MADDOX AVE	1911	24.1400	Act	8	4
Lake Como	Community Based	3401 LAKE COMO DR	1950	59.1377	Act	3 and 9	4
Mallard Cove	Community Based	375 SHADOW GRASS AVE	2003	103.9240	Act	5	3
Marine	Community Based	303 NW 20TH ST	1894	12.0000	Act	2	4
Marine Creek Lake	Community Based	4700 HUFFINES BLVD	1984	69.9700	Res	2	2
Marine Creek Ranch	Community Based	5101 CROMWELL MARINE CREEK RD	2008	42.9570	Res	2	2
Marion Sansom	Community Based	2501 ROBERTS CUT-OFF RD	1933	264.0000	Act	7	4
Martin Luther King: Neighborhood Center	Community Based	5565 TRUMAN DR	1969	5.7800	Act	5	4
Mosque Point	Community Based	8375 CAHOBA DR	1918	80.0000	Act	7	2
North	Community Based	9000 NORTH BEACH ST	1999	61.5160	Act	4	5
North Z. Boaz: R.D. Evans Recreation Center	Community Based	3200 LACKLAND RD	1928	138.3000	Act	3	4
Northside: Neighborhood Center	Community Based	1100 NW 18TH ST	1946	15.0000	Act	2	4
Northwest Community	Community Based	8575 BLUE MOUND RD	2011	245.7690	Act	7	5
Oak Grove	Community Based	1749 OAK GROVE SHELBY RD	2015	67.3900	Res	8	1
Oakland Lake	Community Based	1645 LAKE SHORE DR	1927	69.0000	Act	8	4
Oakmont	Community Based	7000 BELLAIRE DR SOUTH	1981	127.1700	Act	3	1
Overton	Community Based	3500 OVERTON PARK DR EAST	1959	48.6800	Act	3	4
Pecan Valley	Community Based	6400 PECAN VALLEY DR	1962	190.1420	Act	3	1
Prairie Dog	Community Based	5060 PARKER HENDERSON RD	1970	39.5600	Act	5	4
Quanah Parker	Community Based	5401 RANDOL MILL RD	1997	68.0000	Act	4	4
Riverside	Community Based	501 OAKHURST SCENIC DR	1974	30.8000	Act	9	4
Rockwood	Community Based	701 NORTH UNIVERSITY DR	1927	50.4637	Act	2	4
Rosemont	Community Based	1400 WEST SEMINARY DR	1927	30.4000	Act	9	4
Southside: Neighborhood Center	Community Based	959 EAST ROSEDALE ST	1993	2.0000	Act	8	4
Southwest: Recreation Center	Community Based	4320 ALTAMESA BLVD	1969	1.8000	Act	6	1
Sycamore: Recreation Center	Community Based	2525 EAST ROSEDALE ST	1909	88.0170	Act	8	4
Sylvania	Community Based	3700 EAST BELKNAP ST	1926	29.2200	Act	4	4
Thomas Place: Recreation Center	Community Based	4201 LAFAYETTE AVE	1970	2.7600	Act	7	4
Trail Drivers	Community Based	1700 NE 28TH ST	1928	39.6100	Act	2	4
Trinity	Community Based	2401 UNIVERSITY DR	1892	252.0000	Act	9	4
Victory Forest: South Central Recreation Center	Community Based	1000 W BIDDISON ST	2010	11.1532	Act	9	4
West Park	Community Based	8787 HERON DR	2001	212.2000	Act	7	2
Wildwood North	Community Based	9900 WATERCRESS DR	1918	124.3470	Res	7	2
Worth Heights: Neighborhood Center	Community Based	3812 SOUTH JONES ST	1968	0.5800	Act	9	4
<b>TOTAL NUMBER OF PARKS</b>	<b>273</b>	<b>TOTAL ACRES</b>		<b>11,876.40</b>			

## APPENDIX B – Park Funds

Fund Name	Fund #	Purpose
Street Improvements Fund	39403	Revenues from 2004 Bond program to fund capital improvement projects.
PACS Improvements Fund	39801	Revenues from 2004 Bond program and 2013 Certificates of Obligations to fund capital improvement projects.
2014 Bond Program	34014	Revenues from 2014 Bond program to fund capital improvement projects.
General Capital Projects Fund	30100	Miscellaneous funds designated for Capital improvement projects.
PACS Dedication Fees Fund	30110	Revenue from development of neighborhoods to create parks. This includes fees from developers and interest.
Grants Cap Projects Federal	31001	Revenues from Federal Grants to fund capital improvement projects.
Grants Capital Project State	31002	Revenues from State Grants to fund capital improvement projects.
Grants Capital Project Other	31003	Revenues from Other/Local Grants to fund capital improvement projects.
PACS Gas Revenue Legacy Fund	39302	Revenue from Gas well revenues, which include bonuses, royalties, pipeline easements received prior to 10/1/2015.
PACS Gas Revenue Legacy Fund	39302	Revenue from mitigation fees, which include temporary water lines, surface use fees received prior to 10/1/2015.
PACS Gas Lease Cap Projects	33002	Revenue from Gas well revenues, which include bonuses, royalties, pipeline easements received after 10/1/2015.
PACS Gas Lease Cap Projects	33002	Revenue from mitigation fees, which include temporary water lines, surface use fees received after 10/1/2015.
Muni Golf Gas Lse Proj Legacy	39304	Revenue from Gas well revenues, which include bonuses, royalties, pipeline easements received prior to 10/1/2015.
Muni Golf Gas Lease Cap Proj	33004	Revenue from Gas well revenues, which include bonuses, royalties, pipeline easements received after 10/1/2015.
Specially Funded Projects Fund	39007	Miscellaneous revenues for the purpose of funding capital projects.
Special Donations Cap Projects	30105	Donations received from organizations and/or individuals for the specific use at designated parks for capital improvements.
Developer Contribution Fund	30104	Contributions from developers for the specific use at designated parks for capital improvements.
Intergovernmental Contribution	30106	Revenue from other governmental agencies to be used for capital improvements at designated parks.



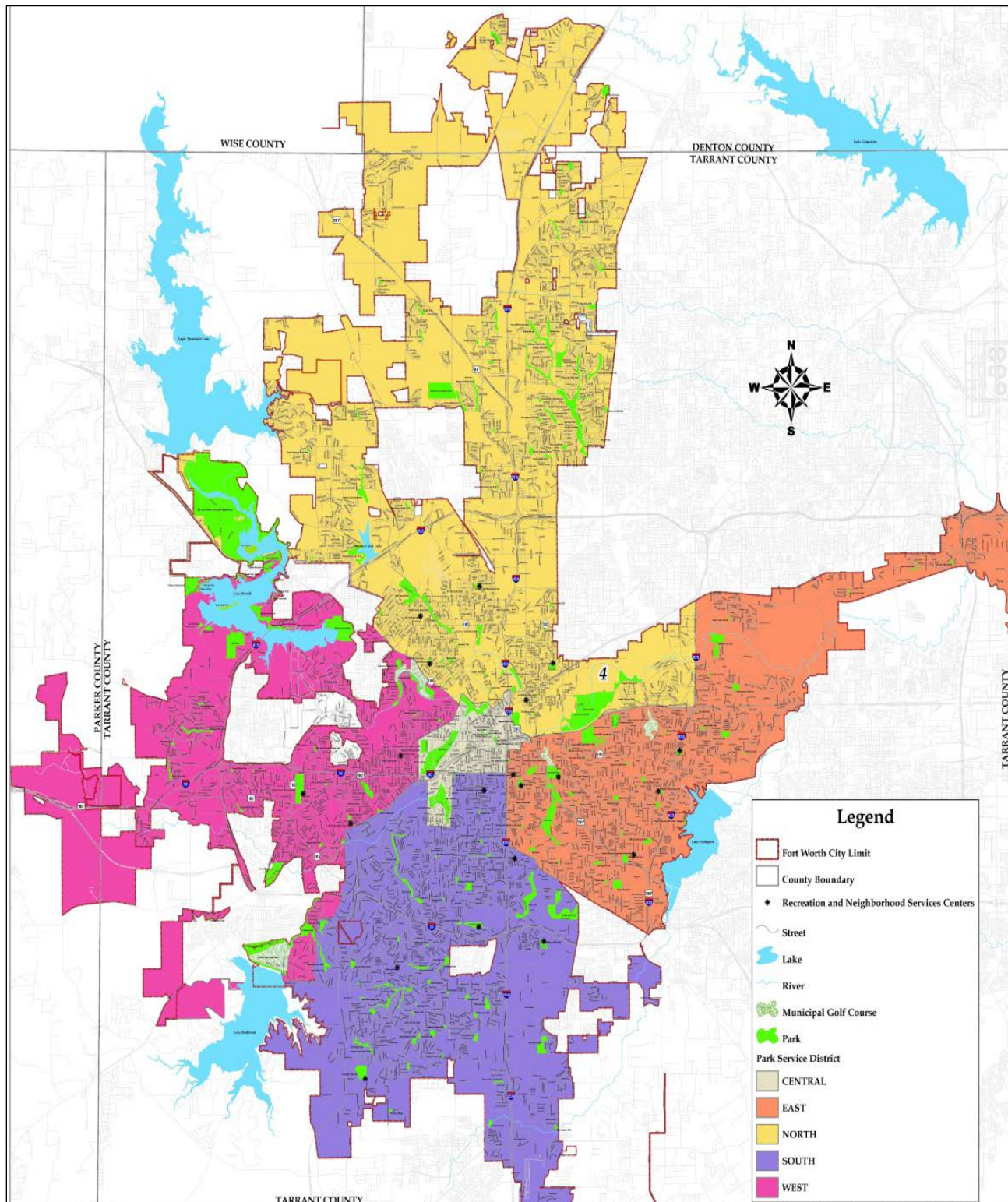
## Park and Recreation – Five Year Capital Improvement Plan (FY2017-FY2021)

---

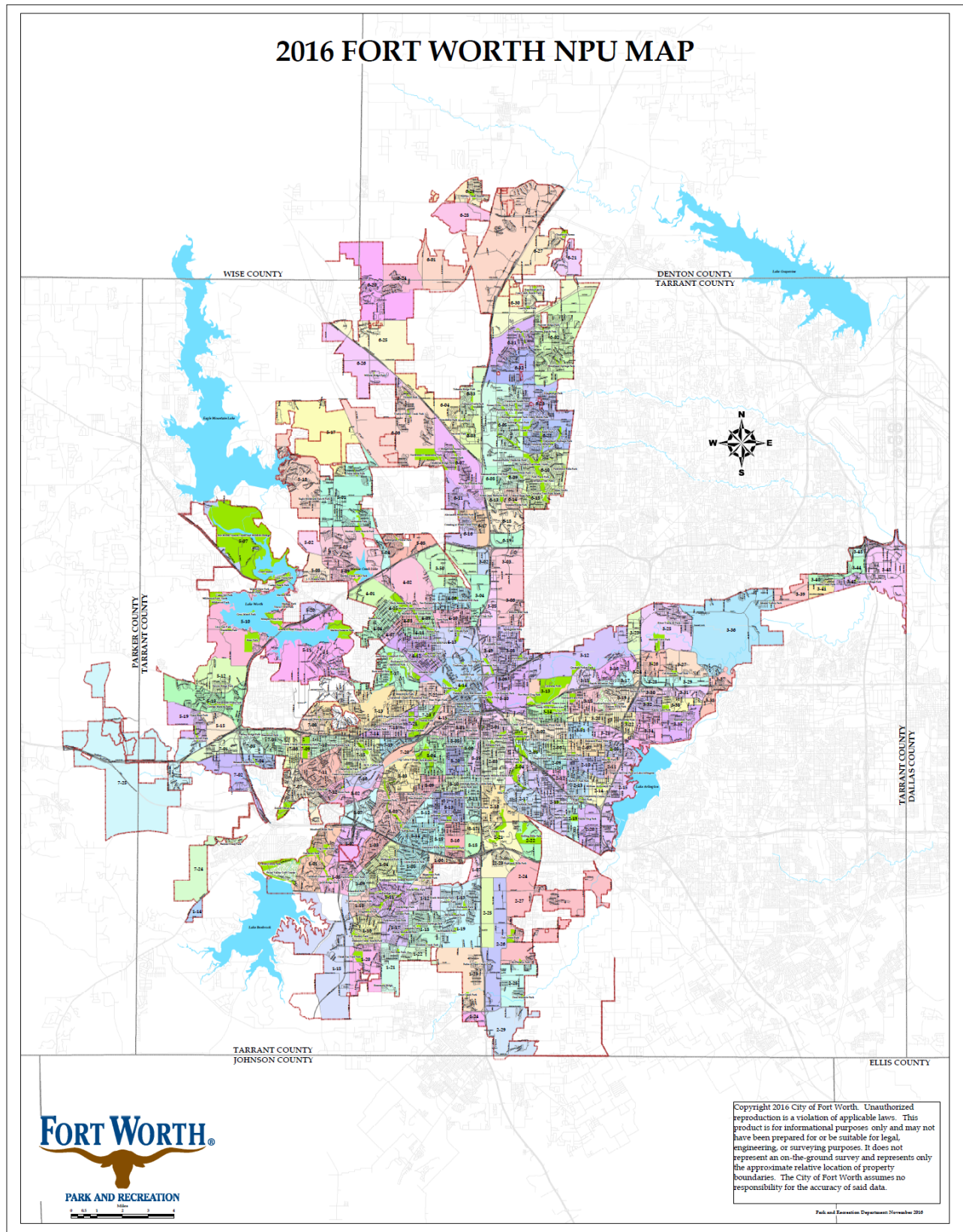
Special Purpose Fund	25002	Revenue generated from fees, reimbursements and one-time gifts to fund operating expenses and capital projects.
Golf Debt Services Fund	40102	Revenue generated from Gas well revenues to currently pay for debt services.
Muni Golf Gas Cap Conversion	53005	Conversion revenue from Gas well revenues, which include bonuses, royalties, pipeline easements received prior to 10/1/2015.



## APPENDIX C –Park Maintenance Districts Map

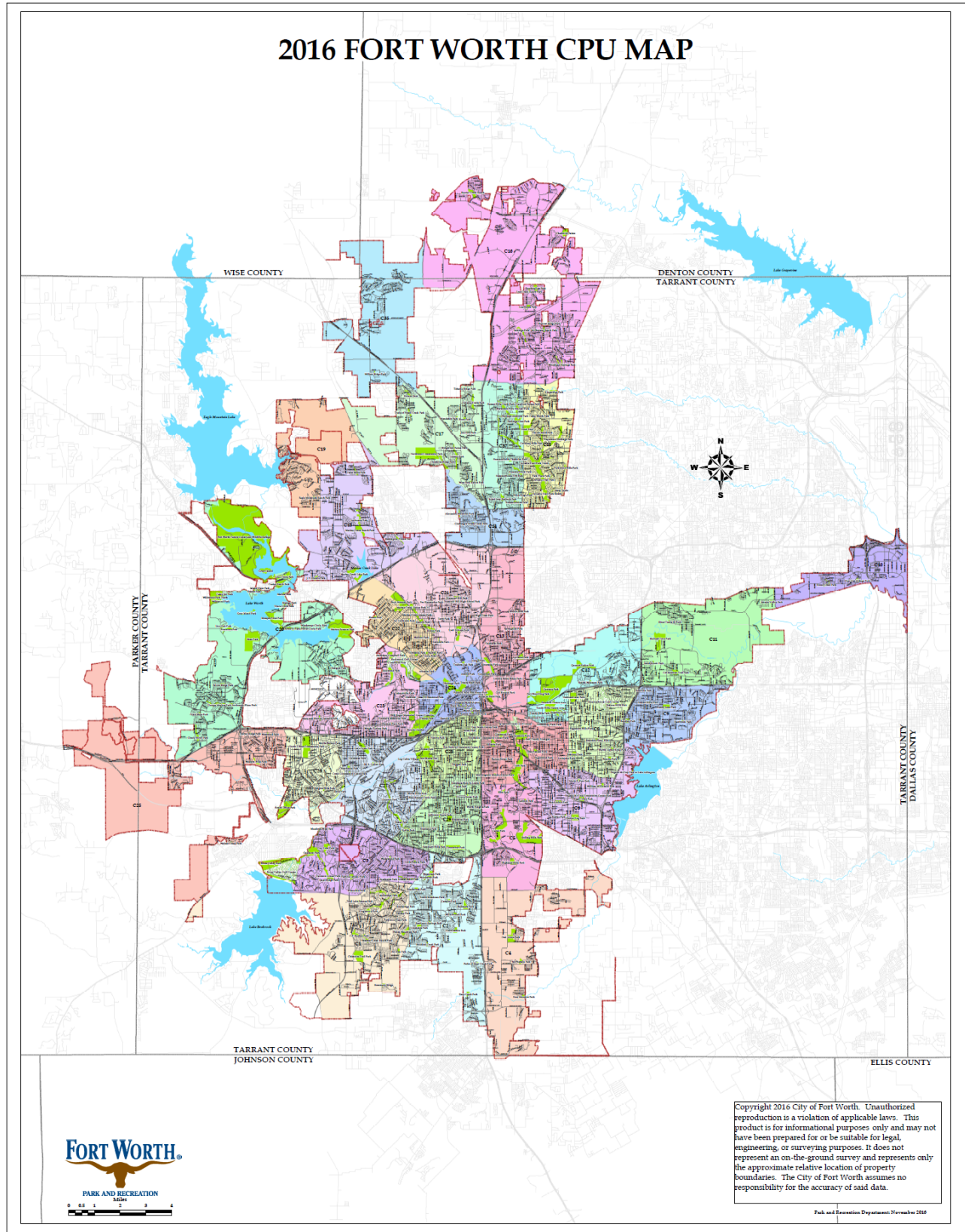


## APPENDIX D – Neighborhood Park Units Map





## APPENDIX E – Community Park Units Map



## APPENDIX F – Completed Projects List

PARK AND RECREATION DEPARTMENT - COMPLETED PROJECTS				
(as of September 30, 2016)				
The following projects have been completed in the timelines as noted. All capital improvement projects are funded primarily from the proceeds of Parks, Recreation and Community Center Improvement bonds, other sources include:				
ALF - Annual Lease Fees	Mayfest - Mayfest Revenue			
CDBG - Community Development Block Grant	MEWA - Mitigation / Easement / Workspace Agreement Funds			
CIP - Capital Improvement Program	NPG - Neighborhood Park Grant			
CO - Certificates of Obligation	PDF - Park Dedication Fees			
CPRF - Capital Project Reserve Fund	PE - Pipeline Easements			
Donation - Funds Gifted From Private Sources	PM-L - Park Mitigation / License Fees			
GEF - Golf Enterprise Fund	S&V - Streams & Valleys Inc. Funds			
GF - General Fund	TIF - Tax Increment Financing			
Grants - Local, State, Federal Agencies or Private Organizations	TPWD - Texas Parks and Wildlife Department Grant			
GRF - Gas Revenue Funds	TRWD - Tarrant Regional Water District			
LISTING OF COMPLETED PROJECTS				
FISCAL YEAR	NO.	AMOUNT		
FY 2016	34	\$22,175,138		
FY 2015	10	\$4,941,138		
FY 2014	15	\$6,777,670		
FY 2013	14	\$10,492,286		
FY 2012	33	\$14,254,579		
FY 2011	33	\$7,037,085		
FY 2010	23	\$4,975,721		
FY 2009	56	\$12,449,460		
FY 2008	18	\$5,363,459		
FY 2007	23	\$10,414,452		
FY 2006	44	\$3,301,054		
FY 2005	42	\$2,405,454		
FY 2004	38	\$3,785,006		
FY 2003	27	\$6,056,678		
FY 2002	47	\$6,535,104		
FY 2001	17	\$5,014,770		
FY 2000	53	\$5,125,816		
FY 1999	41	\$4,003,845		
FY 1998	13	\$1,453,675		
FY 1997 - Present: Total No. Projects / Amount to Date:	581	\$136,562,391		

## Park and Recreation – Five Year Capital Improvement Plan (FY2017-FY2021)

<b>FY 2016 Completed Projects</b>	<b>CD</b>	<b>Amount</b>	<b>Source</b>	<b>Completion Date</b>
Martin Luther King Park Ball Field Lighting Replacement	5	\$235,000	CO	Nov-15
Trail Drivers Park Ball Field Lighting Replacement	2	\$235,000	CO	Nov-15
Northwest Community Park Development - Phase I	7	\$1,083,730	TPWD / PDF	Nov-15
McLeland Tennis Center – Court Resurfacing	9	\$56,960	GRF / Donation	Nov-15
Eugene McCray Park at Lake Arlington Parking Lot	5	\$31,143	GRF / Other	Dec-15
Log Cabin Village Sanitary Sewer and Restroom	9	\$282,292	GRF / CIP	Dec-15
Forest Park Improvements	9	\$1,248,673	GRF / CIP	Dec-15
River Park Trail	3	\$10,000	Donation	Dec-15
Ridglea Hills Park Improvements	3	\$31,814	GRF / Donation	Dec-15
Delga Park Trail Improvements	8	\$47,000	CDBG	Jan-16
Oakmont Linear Park South Trail Development	6	\$167,572	GRF	Mar-16
Hallmark Park Improvements	8	\$231,938	PDF / GRF	Mar-16
Jefferson Davis Park Improvements	9	\$200,561	GRF / PM	Mar-16
North Z. Boaz Community Park Phase 1 and 2	6	\$1,750,000	GRF / ALF / CIP / Donation	Mar-16
Mallard Cove Park Improvements	5	\$233,238	CIP / MEWA	Apr-16
Creeside Park Improvements	6	\$202,431	CIP / GRF	Apr-16
Quail Ridge Park Improvements	6	\$212,058	CIP / GRF	Apr-16
Lincolnshire Park Improvements	8	\$268,164	CIP / CO / GRF	Apr-16
Shackleford Park Improvements	8	\$206,108	CIP / CO / GRF	Apr-16
Gateway Park / Grant Development	4	\$2,385,442	GRF / TPWD / S&V / TRWD / CPRF / Other	Apr-16
Terry Park Improvements	2	\$280,200	CO / GRF / CIP	May-16
Northside Park Improvements	2	\$336,240	GRF / CIP	May-16
Highcrest Park Improvements	2	\$268,725	PDF	May-16
Summerfields Park Improvements	4	\$198,000	CIP / CO	May-16
Rosen Park Accessible Walks and Shelter Improvements	2	\$11,000	GRF	May-16
Chisholm Trail Community Park - Phase I	6	\$3,800,000	CIP	Jun-16
Martin Luther King Park Parking Lot Improvements	5	\$84,150	CIP	Jun-16
West Vickery Streetscape - NTTA	9	\$750,000	CIP	Jul-16
River Trails Playground	5	\$145,200	GRF	Jul-16
Chadwick Park - Multi-Purpose Courts & Trail	7	\$81,500	PDF / MEWA	Jul-16
River Park - Neigh. Trans. Connect.- Ped. /Byc. Grant	3	\$118,000	Grant / S&V / TRWD	Aug-16
Oakland Drive - Neigh. Trans. Con.- Ped. /Byc. Grant	4	\$768,000	Grant / S&V / TRWD	Aug-16
Kellis Park - Neigh. Trans. Con.- Ped. /Byc. Grant	9	\$890,000	Grant / S&V / TRWD	Aug-16
Rockwood Golf Course Renovation	2	5,325,000	CPRF/CIP/GRF/TRWD	Sep-16
<b>Total Completed Projects: 34 Projects</b>		<b>\$22,175,138</b>		
<b>FY 2015 Completed Projects</b>	<b>CD</b>	<b>Amount</b>	<b>Source</b>	<b>Completion Date</b>
Rodeo Park (Marine Creek Corridor Improvements)	2	\$435,370	TPWD/CIP/GRF	Dec-14
Lincoln Park (Marine Creek Corridor Improvements)	2	\$512,334	TPWD/CIP/GRF	Dec-14

## Park and Recreation – Five Year Capital Improvement Plan (FY2017-FY2021)

Marine Creek Linear Park (Marine Creek Corridor Improvements)	2	\$1,214,207	TPWD/CIP/GRF	Dec-14
Buck Sansom Park (Marine Creek Corridor Improvements)	2	\$1,228,008	TPWD/CIP/GRF/CO	Dec-14
Botanic Garden Horseshoe Walk Replacement	7	\$29,500	Donation	Feb-15
Arcadia Park Trail Connection	4	\$162,030	PDF	Apr-15
Cobb Park - Road & Drainage Improvements	8	\$556,690	GRF / CIP / TRWD	May-15
Diamond Hill Skate Park	2	\$120,000	CDBG	Aug-15
Sagamore Hills Park Playground Replacement	5	\$155,000	CDBG	Aug-15
Patricia LeBlanc Accessible Playground Renovation	6	\$528,000	CIP / Donation	Aug-15
<b>Total Completed Projects: 10 Projects</b>		<b>\$4,941,138</b>	-	-
<b>FY 2014 Completed Projects</b>	<b>CD</b>	<b>Amount</b>	<b>Source</b>	<b>Completion Date</b>
Sycamore Park Improvements	8	\$574,219	2004 CIP, GRF	Oct.-13
Pecan Valley Golf Course Clubhouse & Pavilion	CW	\$355,361	GRF	Oct.-13
Heritage Addition Improvements	4	\$104,854	PDF	Nov.-13
Chisholm Trail Community Center	6	\$4,663,114	98-04 CIP/GRF/CO/TPWD	Jan.-14
Rockwood Park Drainage Assessment	2	\$65,440	MEWA	Jan.-14
Rotary Plaza at Trinity Park	9	\$220,000	TPWD / Donation	Feb.-14
Crestwood Park Improvements	7	\$14,742	GRF	Feb.-14
West Fork Ranch Park Development	2	\$273,864	PDF	Feb.-14
Saratoga Park Development	7	\$211,616	PDF	Feb.-14
Federal Plaza Renovation	9	\$40,000	Grants	Mar.-14
Far Northside Park - Shelter Replacement	2	\$44,944	GRF	Jun.-14
Fire Station Park - Shelter Replacement	9	\$45,809	GRF	Jun.-14
Hillside Park Trail	8	\$97,726	CO	Jul.-14
Morris Berney Park Trail and Picnic Tables	3	\$58,480	GRF / Donation	Aug.-14
Worth Hills Drinking Fountain	9	\$7,500	GRF	Aug.-14
<b>Total Completed Projects: 15 Projects</b>		<b>\$6,777,670</b>	-	-
<b>FY 2013 Completed Projects</b>	<b>CD</b>	<b>Amount</b>	<b>Source</b>	<b>Completion Date</b>
JFK Memorial / General Worth Square	CW	\$1,450,000	Donation / GRF	Oct.-12
Botanic Garden Conservatory South Parking Renovation	7	\$730,974	04 CIP / GRF	Oct.-12
Japanese Garden ADA Renovations	7	\$622,000	Donation / GRF	Oct.-12
Veteran's Memorial Park - Anchor Installation	7	\$8,574	GRF	Oct.-12
McDonald Park Shelter Improvements	5	\$120,223	GRF	Nov.-12
Candleridge Park / French Lake Shelter & Loop Trail Installation	6	\$255,287	GRF	Feb.-13
Rockwood Golf Course Pavilion Installation	2	\$22,000	GRF	Feb.-13
Delga Park Improvements	8	\$44,000	GRF / Donation	Mar.-13
Marine Park Improvements	2	\$286,149	GRF	May.-13
Marine Park Pool Renovation	2	\$3,850,000	Cap. Proj. Res. / CDBG	May.-13
Forest Park Pool Repair	9	\$830,000	Donation / Cap. Proj. Res.	May.-13
Russom Ranch YMCA Athletic Complex	6	\$1,700,000	YMCA / GRF	May.-13

## Park and Recreation – Five Year Capital Improvement Plan (FY2017-FY2021)

Trail Drivers Park Trail Connection (Transportation & Community & System Preservation Pilot Program Grant)	2	\$511,286	TxDOT / GRF	Jul.-13
Meadows West Park Trail connection to Oakmont Park	3	\$61,793	GRF	Aug.-13
<b>Total Completed Projects: 14 Projects</b>		<b>\$10,492,286</b>	-	-
<b>FY 2012 Completed Projects</b>	<b>CD</b>	<b>Amount</b>	<b>Source</b>	<b>Completion Date</b>
Marion Sansom Park Parking Improvements	7	\$235,000	GRF	Oct.-11
Anderson Campbell Reserve Park Development	2	\$300,000	04 CIP / GRF	Oct.-11
Parkwood Hills Reserve Park Development	4	\$330,000	04 CIP/GRF/Donation	Oct.-11
Stephens Park Playground	9	\$52,578	Risk Mangt.Funds	Oct.-11
Rockwood GC - 1st TEE / Ben Hogan Training Center	2	\$1,500,000	Private	Nov.-11
Rolling Hills Parking Expansion	8	\$994,732	04 CIP	Nov.-11
Highland Hills Park Parking Expansion	8	\$104,882	GRF	Nov.-11
4th & Elm Pocket Park	9	\$16,300	PDF	Nov.-11
Marion Sansom Park Shelter Renovation	7	\$307,229	GRF	Dec.-11
Quanah Parker Park Improvements	4	\$166,244	GRF	Dec.-11
Candleridge Park - Weatherwood Trail Installation	6	\$60,000	GRF	Dec.-11
Tehama Ridge / Tehama Trails Joint Park Development	7	\$285,407	PDF	Dec.-11
Trails of Fossil Creek Park Development	7	\$121,825	PDF	Dec.-11
Botanic Gardens Sidewalk Repair	7	\$20,450	GF	Feb.-12
R.D. Evans Community Center Renovation	3	\$400,000	04 CIP / GRF	Mar.-12
Arcadia Park No. 4 Playground Renovation	4	\$72,300	Private / GF	Mar.-12
Cobb Park Phase I Redevelopment	8	\$4,007,426	TRWD /GRF	Mar.-12
Rosemont Park CVS Tot Lot	9	\$40,090	Donation	Mar.-12
Rolling Hills Tree Farm Fencing Installation	8	\$27,500	04 CIP	Apr.-12
Marine Park Pool Renovation	2	\$149,000	General Fund	May.-12
McPherson Ranch Reserve Park Development	7	\$181,170	PDF	Jun.-12
Rosemont Park Improvements	9	\$108,647	GRF / TPW Funds	Jun.-12
Veteran's Park Anchor Memorial Installation	7	\$10,000	GRF	Jul.-12
Sycamore Creek Golf Course Pond Liner & Putting Green Resurf.	8	\$184,715	GEF	Jul.-12
Phyllis J. Tilley Memorial Pedestrian Bridge	9	\$3,087,579	Grant / Donation/04 CIP	Jul.-12
Trinity Park / Tilley Bridge Trail Connection	9	\$23,917	04 CIP	Aug.-12
Meadowbrook Golf Course Pond / Retaining Wall Improvements	4	\$150,000	GEF	Aug.-12
Meadowbrook Golf Course Water Irrigation Well Installation	4	\$305,200	GEF	Aug.-12
Chuck Silcox Reserve Park Development - Phase I	3	\$144,431	PDF / Donation	Aug.-12
Pecan Valley Golf Course / Hills Restroom Facility Installation	3	\$199,000	GRF	Aug.-12
Nature Center Floating Canoe Dock	7	\$2,500	TRWD	Sept. -12
Nature Center - Canoe Dock Composting Toilet	7	\$23,315	Donation	Sept.-12
Rockwood Golf Course 6 Hole Practice Course	2	\$643,142	GRF	Sept.-12
<b>Total Completed Projects: 33 Projects</b>		<b>\$14,254,579</b>	-	-
<b>FY 2011 Completed Projects</b>	<b>CD</b>	<b>Amount</b>	<b>Source</b>	<b>Completion Date</b>



## Park and Recreation – Five Year Capital Improvement Plan (FY2017-FY2021)

Handley Park Shelter and Water Fountain Installation	5	\$32,696	GRF	Oct.-10
Smith Wilemon Park Playground / Water Fountain Installation	4	\$42,244	GRF / Donation	Oct.-10
Sunset Hills Park Improvements	4	\$120,939	GRF	Oct.-10
Greenway Park Road & Parking Improvements - Phase I	8	\$391,523	2004 CIP / GRF	Nov.-10
Capps Park Shelter and Water Fountain Installation	9	\$51,786	GRF	Nov.-10
Maddox Park Shelter Installation	2	\$25,492	GRF	Nov.-10
Silver Sage Park Shelter Installation	4	\$23,999	GRF	Nov.-10
Gateway Park Trail Repair	4	\$10,000	GRF	Dec.-10
Ed Collett Park Ballfield, Parking and Trail Improvements	3&9	\$344,276	2004 CIP / GRF	Feb.-11
Creekside Park Security Lighting & Play Equipment Installation	6	\$22,027	GRF	Feb.-11
Watts Park Development	9	\$414,641	Donation	Feb.-11
Carter Park Road & Parking Renovation	8	\$173,035	04 CIP	Mar.-11
Fort Worth Zoo Restroom Facilities	9	\$223,126	GRF	Mar.-11
Fox Run Park Security Lighting Installation	6	\$12,060	2004 CIP	Mar.-11
Trinity Park Playground Renovation	9	\$105,245	GRF / Donation	Mar.-11
Falcon Ridge Reserve Park Development	3	\$217,546	PDF	Apr.-11
C.P. Hadley Reserve Park Development	6	\$343,080	04 CIP/GRF/Donation	Apr.-11
Greenway Park Road & Parking Improvements - Phase II	8	\$165,446	04 CIP	May.-11
Kingswood Park Trail and Multi-Use slab Installation	6	\$30,757	GRF	May.-11
Carter Park South Trail and Shelter Installation	8	\$126,402	PDF	May.-11
Junction Park Development	7	\$376,401	PDF	May.-11
Reata Park Development	7	\$230,623	PDF	May.-11
Mallard Cove Reserve Park Development	5	\$304,163	GRF	Jun.-11
South Meadows Park Security Lighting Installation	8	\$5,800	2004 CIP	Jun.-11
Western Hills Park Playground Renovation	3	\$68,524	GRF	Jun.-11
Thorny Ridge Park Playground Renovation	3	\$83,610	GRF	Jul.-11
Oakhurst Park Play Equipment Installation	2	\$18,203	GRF	Jul.-11
Rockwood Park Ball Field Renovation	2	\$2,709,702	04 CIP / GRF	Jul.-11
Meadows West Park Shelter Installation	3	\$26,875	GRF	Aug.-11
George Markos Park shelter Installation	3	\$29,009	GRF	Aug.-11
Como, Worth Heights, & North Tri Comm. Center Grease Traps	CW	\$106,962	GRF	Jun. - Sept.-11
General Worth Square Improvements	9	\$29,670	GF	Sept.-11
Collett Park Ball Field Lighting Installation	3&9	\$171,223	04 CIP / GRF	Sept.-11
<b>Total Completed Projects: 33 Projects</b>		<b>\$7,037,085</b>		
<b>FY 2010 Completed projects</b>	<b>CD</b>	<b>Amount</b>	<b>Source</b>	<b>Completion Date</b>
Arcadia Park Security Lighting	4	\$14,287	2004 CIP	Oct.-09
Cobb Park North Security Lighting	8	\$14,287	2004 CIP	Oct.-09
Candleridge Park Playground / Bench Improvements	6	\$25,000	NPG	Nov.-09
Harriet Creek Ranch Reserve Park Development	7	\$291,597	PDF	Dec.-09
Eastern Hills Park Improvements	4	\$69,209	04 CIP	Mar.-10
Burnet Park Renovation	9	\$1,000,000	Donation	Mar.-10

## Park and Recreation – Five Year Capital Improvement Plan (FY2017-FY2021)

Oakmont Park Improvements	6	\$1,530,708	04 CIP / GRF	April-10
Leuda Park Development	8	\$284,639	PDF	May-10
Rosemont Park Playground Renovation	9	\$90,421	04 CIP	June-10
Foster Park Parking Security Lighting	3	\$12,000	04 CIP	June-10
Rolling Hills Compound Road Improvements	8	\$117,648	04 CIP	June-10
Forest Park Towers Renovation	9	\$81,127	GRF	June-10
Kraus Baker Park Playground renovation	6	\$66,082	GRF	June-10
Prairie Dog Park Improvements	5	\$569,376	04 CIP / GRF	July-10
Jesse D. Sandoval (Linwood) Park Trail Installation	9	\$55,000	GRF	July-10
Wedgwood Park Trail Installation	6	\$65,000	GRF	July-10
Lake Como Park (West) Parking Improvements	3	\$113,140	04 CIP	Aug. -10
Haws Athletic Center Parking Improvements	2	\$127,270	04 CIP	Aug. -10
Northside Community Center Parking improvements	2	\$153,149	04 CIP	Aug. -10
Diamond Hill Community Center Parking Expansion	2	\$133,268	04 CIP	Aug. -10
Hillside Park Stage Installation	8	\$8,095	NPG	Aug. -10
Oakland Lake Park Trail Repairs	8	\$19,541	NPG	Aug. -10
Arcadia Trail Park North Development	4	\$134,877	PDF	Sept.-11
<b>Total Completed Projects: 23 Projects</b>		<b>\$4,975,721</b>	<b>-</b>	<b>-</b>
<b>FY 2009 Completed Projects</b>	<b>CD</b>	<b>Amount</b>	<b>Source</b>	<b>Completion Date</b>
Trinity Park Road, Parking & Drainage Improvements	9	\$815,310	2004 CIP	Nov.-08
Forest Park Security Lighting	9	\$14,287	2004 CIP	Nov.-08
Kellis Park Security Lighting	9	\$14,287	2004 CIP	Nov.-08
Patricia Leblanc Park Security Lighting	6	\$14,287	2004 CIP	Nov.-08
Western Hills Park Security Lighting	7	\$14,287	2004 CIP	Nov.-08
Far Northside Park Security Lighting	2	\$14,287	2004 CIP	Nov.-08
Fox Run Park Security Lighting	6	\$14,287	2004 CIP	Nov.-08
Thomas Place Park Security Lighting	7	\$14,287	2004 CIP	Dec.-08
South Central Community Center Site Selection	9	\$20,917	2004 CIP	Jan.-09
Hallmark Park Security Lighting	8	\$14,287	2004 CIP	Jan.-09
Southwest Park Security Lighting	6	\$14,287	2004 CIP	Jan.-09
Greenbriar Community Center Parking Expansion	9	\$230,983	2004 CIP / PDF	Feb. - 09
Nature Center - Entry Gate Composting Toilet Facility	7	\$24,795	Donation	Feb.-09
Nature Center - Entry Gate Solar Lighting Installation	7	\$5,000	2004 CIP	Mar.-09
Overton Park Security Lighting	3	\$14,287	2004 CIP	Mar.-09
Rosenthal Park Security Lighting	6	\$14,287	2004 CIP	Mar.-09
Cobblestone Park Security Lighting	5	\$14,287	2004 CIP	Mar.-09
Rosemont Park Security Lighting	9	\$14,287	2004 CIP	May.-09
Rodeo Park Playground Renovation	2	\$109,200	2004 CIP	May.-09
Newby Park Playground Renovation	9	\$116,865	2004 CIP	May.-09
Rosemont Park Walk Replacement	9	\$94,728	2004 CIP	May.-09
Cityview Park Master Plan	3	\$12,039	2004 CIP	May.-09
Nature Center - June Stacy Bird Blind	7	\$3,500	Donation	Jun.-09
Quannah Parker Park Improvements	4	\$110,557	GRF	Jun.-09
Eastbrook Park Playground Renovation	5	\$106,008	2004 CIP	Jun.-09
Mesa Verde Park Playground renovation	4	\$115,868	2004 CIP	Jun.-09

## Park and Recreation – Five Year Capital Improvement Plan (FY2017-FY2021)

Cobb Park North Playground Renovation	8	\$103,814	2004 CIP	Jun.-09
Nature Center Road, Parking & Trail Improvements	7	\$353,153	2004 CIP	Jun.-09
Arcadia Park North Security Lighting	4	\$14,287	2004 CIP	Jul.-09
Handley Park Security Lighting	5	\$14,287	2004 CIP	Jul.-09
Oakland Lake Park Security Lighting	8	\$14,287	2004 CIP	Jul.-09
Lake Como Park (West) Trail Development	3	\$25,000	1998 CIP	Jul.-09
Foster Park Parking, Drainage and Trail Improvements	3	\$318,244	2004 CIP / GRF	Sept.-09
Gateway Park Soccer Field Lighting	4	\$403,722	04 CIP	Sept.-09
Oakland Lake Park Shelter Accessibility Modification	8	\$5,500	GF	Nov.-08
North Park Community Center / YMCA	2	\$5,188,232	2004 CIP / YMCA	Dec.-08
Botanic Garden Greenhouse	7	\$1,480,049	86/98 CIP/Lease/Don	Jan.-09
Lowery Park Development	5	\$7,920	PDF	Jan.-09
Benbrook Trail Extension	3	\$145,495	2004 CIP	9-Feb
Northside Community Center Renovation	2	\$244,268	2004 CIP	Mar.-09
Tadlock Park Shelter Renovation	8	\$35,000	GRF	Mar.-09
Glenwood Park Shelter Renovation	8	\$35,000	GRF	Apr.-09
Trinity Park - Mayfest Shade Shelter	9	\$15,000	Donation	Apr.-09
Sycamore Park Basketball Court	8	\$39,028	GRF	May.-09
Riverside Community Center Renovation	4	\$331,425	2004 CIP	May.-09
Village Creek Park Basketball Court	5	\$35,000	GRF	May.-09
Log Cabin Village - Howard Cabin Restoration	9	\$242,800	GRF	Jun.-09
Dorado Park Development	7	\$299,449	PDF	Jul.-09
Cobblestone Trail Park Playground Renovation	5	\$87,500	GRF	Aug.-09
Heritage Addition Park Development	4	\$260,000	PDF	Aug.-09
Kellis Park Playground Renovation	9	\$87,500	Gas	Aug.-09
Sinclair Park Development	7	\$126,000	PDF	Sept.-09
Barksdale Park Development	4	\$168,000	PDF	Sept.-09
Walnut Creek Park Development	3	\$186,094	PDF	Sept.-09
Chadwick Farms Park Development	7	\$216,405	PDF	Sept.-09
Candleridge Park Par Course Installation	6	\$15,500	Donation	Sept.-09
<b>Total Completed Projects: 56 Projects</b>		<b>\$12,449,460</b>		
<b>FY 2008 Completed Projects</b>	<b>CD</b>	<b>Amount</b>	<b>Source</b>	<b>Completion Date</b>
Citywide Aquatic Study	CW	\$120,000	GRF	Dec-07
Hallmark Park Playground Renovation	8	\$95,698	2004 CIP	Jan-08
Rosenthal Park Playground & Shelter Renovation	6	\$146,944	2004 CIP / GRF	Jan-08
Eugene McCray Community Center Parking Expansion	5	\$129,755	CDBG	Jan-08
Rolling Hills Soccer Complex Parking Expansion	8	\$240,006	CDBG	Jan-08
Nature Center Land Acquisition - 8536 Marks Lane	7	\$174,055	LWTF	Jan.-08
Rockwood Park Road & Parking Improvements	2	\$468,917	2004 CIP	Feb-08
Zoo Herpetarium Support Facilities	9	\$1,324,960	1998 CIP	Mar-08
Candleridge Park Low Water Crossing Installation	6	\$19,772	GRF	Apr.-08
Far Northside Community Center Parking Improvements	2	\$153,504	2004 CIP	May-08

## Park and Recreation – Five Year Capital Improvement Plan (FY2017-FY2021)

Marine Park Parking Improvements	2	\$86,602	2004 CIP	May-08
Overton Park Trail improvement	3	\$227,356	2004 CIP	Jun-08
Overton Park Erosion Control Improvements	3	\$418,415	2004 CIP	Jun-08
Mallard Cove Park Master Plan	5	\$26,056	GRF	Jul-08
Willow Ridge Park Development	7	\$150,105	PDF	Jul-13
Sycamore Park Splash Pad	8	\$826,663	GRF / CDBG	Aug-08
Gateway Park Soccer Field & Parking Expansion	4	\$624,216	GRF / CDBG	Aug-08
Tandy Hills & Stratford Park Conservation Plan	8	\$130,435	GRF	Aug-08
<b>Total Completed Projects: 18 Projects</b>		<b>\$5,363,459</b>	-	-
<b>FY 2007 Completed Projects</b>	<b>CD</b>	<b>Amount</b>	<b>Source</b>	<b>Date</b>
Sunset Hills Park Playground Renovation	4	\$86,967	2004 CIP	Oct-06
Buck Sansom Park Playground Renovation	2	\$105,461	2004 CIP	Nov-06
Trail Drivers Park Playground Renovation	2	\$96,973	2004 CIP	Nov-06
Silver Sage Park Playground Renovation	4	\$97,576	2004 CIP	Nov-06
Englewood Park Playground Renovation	5	\$86,437	2004 CIP	Nov-06
Greenbriar Park Improvements	9	\$160,432	CDBG	Dec-06
Paz Hernandez Park Playground Renovation	2	\$105,228	2004 CIP	Feb-07
Meadowbrook Golf Course Pavilion	4	\$200,000	GEF	Feb-07
Water Garden Renovation	9	\$2,994,952	CO	Feb-07
Riverside Park Ballfield Lighting	2	\$132,645	2004 CIP	Mar-07
Kingswood Park Shelter Installation	6	\$20,863	2004 CIP	Mar.-07
Highland Hills Park Security Lighting	8	\$33,939	Donation	Apr.-07
Meadowbrook Golf Course Sand Bunker Renovation	2	\$230,661	GEF	Jun-07
Hulen Meadows Park Playground Renovation	6	\$94,968	2004 CIP	Jun-07
Fire Station Park Playground Renovation	9	\$96,439	2004 CIP	Jun-07
Wedgwood Park Playground Renovation	6	\$94,748	2004 CIP	Jun-07
Chamberlin Park Ballfield Lighting	3	\$123,675	2004 CIP	Jun-07
Forest Park Parking Improvements	9	\$406,895	2004 CIP	Jun-07
Gateway Park Soccer Field Improvements	4	\$4,796,309	Water	Jul-07
Dabney Reserve Park Development	6	\$104,546	2004 CIP	Jul-07
Willow Creek Reserve Park Development	8	\$147,660	2004 CIP	Jul-07
South Meadows Reserve Park Development	8	\$157,934	2004 CIP	Jul-07
Forest Park Drainage Improvements	9	\$39,144	2004 CIP	Aug-07
<b>Total Completed Projects: 23 Projects</b>		<b>\$10,414,452</b>		
<b>FY 2006 Completed Projects</b>	<b>CD</b>	<b>Amount</b>	<b>Source</b>	<b>Date</b>
Handley Park Playground Renovation	5	\$88,662	2004 CIP	Oct-05
Gateway Park Playground Renovation	4	\$92,486	2004 CIP	Oct-05
Oakland Lake Park East Playground Renovation	8	\$85,888	2004 CIP	Oct-05
Lake Worth Property Acquisition	7	\$172,461	2004 CIP	Nov.-05
Kingswood Reserve Park Phase I Development	6	\$59,386	CIP / Donation	Nov-05
Nature Center - Entry Gate House	7	\$22,434	Donation	Nov.-05
Sunset Park Playground Renovation	7	\$86,314	2004 CIP	Dec-05
Diamond Hill Park Playground Renovation	2	\$84,699	2004 CIP	Dec-05
Cobb Park South Playground Renovation	8	\$89,750	2004 CIP	Dec-05
South Z. Boaz Park Playground Renovation	3	\$87,729	2004 CIP	Dec-05
Seminary Hills Park Playground Renovation	9	\$85,420	2004 CIP	Dec-05

## Park and Recreation – Five Year Capital Improvement Plan (FY2017-FY2021)

Tadlock Park Playground Renovation	8	\$86,903	2004 CIP	Jan-06
River Trails Reserve Park Development	5	\$146,124	2004 CIP	Jan-06
Summerfields Chisolm Reserve Park Development	4	\$157,502	2004 CIP	Jan-06
Como Community Center Parking Improvements	3	\$148,987	2004 CIP	Jan-06
Village Creek Park Parking Improvements	5	\$75,988	2004 CIP	Jan-06
J.T. Hinkle Reserve Park Master Plan	7	\$14,337	2004 CIP	Feb.-06
Mary & Marvin Leonard Park Playground Renovation	3	\$100,936	2004 CIP	Feb.-06
Martin Luther King Park Trail Installation	5	\$54,007	CDBG	Apr-06
Tandy Hills Park Playground Renovation	8	\$85,726	2004 CIP	May-06
Sycamore Park Playground Renovation	8	\$87,347	2004 CIP	May-06
Hillside Community Center Renovation	8	\$226,581	2004 CIP	Jun-06
Como Community Center Playground Renovation	3	\$88,615	2004 CIP	Jun-06
George Markos Park Playground Renovation	3	\$90,516	2004 CIP	Jun-06
Thomas Place Park Playground Renovation	7	\$90,332	2004 CIP	Jun-06
Post Oak Village Reserve Park Development	5	\$151,998	2004 CIP	Jun-06
TRV I-30 Underpass Parking	9	\$4,992	2004 CIP	Jun.-06
TRV Trinity Park Trail	9	\$30,091	2004 CIP	Jun.-06
Sunset Hills Playground Renovation (CD 4 Unspec.)	4	\$11,700	2004 CIP	Jun.-06
Hallmark Park Tennis Court Renovation (CD 6 Unspec.)	8	\$6,751	2004 CIP	Jun.-06
TRV Trinity River Trailhead Security Lighting	CW	\$4,547	2004 CIP	Jun.-06
Bridge Street Tree Project (CD 4 Unspec.)	4	\$6,824	2004 CIP	Jun.-06
Kingswood Park Shelter (CD 6 Unspec.)	6	\$20,863	2004 CIP	Jun.-06
Creekside Park Security Lighting (CD 6 Unspec.)	6	\$9,839	2004 CIP	Jun.-06
Eugene McCray Community Center Picnic Area (CD 5 Unspec.)	5	\$9,484	2004 CIP	Jun.-06
Tillery Park Playground Renovation (CD 9 Unspec.)	9	\$5,579	2004 CIP	Jun.-06
Fox Run Park Security Lighting (CD 6 Unspec.)	6	\$13,233	2004 CIP	Jun.-06
Trinity Park / Mayfest Area Security Lighting	9	\$68,125	Donation	Jul-06
Chamberlin Park Ballfield Renovation	3	\$150,791	2004 CIP	Jul-06
Service Center Improvements	CW	\$127,575	2004 CIP	Sept.-06
Sylvania Park Ballfield Lighting	4	\$102,408	2004 CIP	Sep-06
Springdale Park Playground Renovation	4	\$84,170	2004 CIP	Sep-06
Bonnie Brae Park Playground Renovation	4	\$82,954	2004 CIP	Sep-06
<b>Total Completed Projects: 44 Projects</b>		<b>\$3,301,054</b>		
<b>FY 2005 Completed Projects</b>	<b>CD</b>	<b>Amount</b>	<b>Source</b>	<b>Date</b>
Crawford Farms Add. - Park Development By Developer	7	\$67,050	PDF	Oct-04
Morningside Park Playground Renovation	8	\$86,479	CDBG	Oct-04
Nature Center Fencing	7	\$121,405	98 CIP	Oct-04
Crossing at Fossil Creek Park Development	2	\$93,861	PDF	Oct-04
Nature Center Levee Restoration	7	\$65,922	98 CIP	Oct-04
Jeff Davis Park Playground Renovation	9	\$85,707	UPARR	Oct-04
Capps Park Playground Renovation	9	\$89,890	UPARR	Oct-04
Stephens Park Playground Renovation	9	\$87,658	UPARR	Oct-04
Greenbriar Park Playground Renovation	9	\$83,628	UPARR	Oct-04
FWISD Clarke Field - Soccer Field Development	8	\$285,907	GF	Oct-04
McCray Park Shelter Installation	5	\$10,786	CDBG	Nov-04

## Park and Recreation – Five Year Capital Improvement Plan (FY2017-FY2021)

Pate Park Shelter Installation	5	\$7,459	CDBG	Dec-04
Trader's Oak Park Security Lighting	9	\$2,886	UPARR	Dec-04
McDonald Park Security Lighting	5	\$725	UPARR	Dec-05
Maddox Park Security Lighting	2	\$5,623	UPARR	Dec-04
Meadowbrook Golf Course Pond Dredging	4	\$283,186	GEF	Dec-04
Rosen Park Playground Renovation	2	\$89,626	UPARR	Dec-04
Far Northside Park Playground Renovation	2	\$87,717	UPARR	Dec-04
Arneson Park Playground Renovation	2	\$87,274	UPARR	Dec-04
Crestwood Park Playground Renovation	7	\$88,881	UPARR	Dec-04
Oakland Lake Park Security Lighting	8	\$4,141	UPARR	Jan-05
Sylvania Park Security Lighting	4	\$2,444	UPARR	Jan-05
Little People's Park Security Lighting	6	\$4,507	UPARR	Jan-05
Summerbrook Park Shelter / Water Fountain Installation	4	\$32,400	NPG / PF	Feb.-05
Silver Sage Park Table / Water Fountain Installation	4	\$10,200	NPG / PF	Feb.-05
Worth Heights Park Shelter and Bench Installation	9	\$27,288	NPG / PF	Mar-05
Ridglea Hills Park Security Lighting	3	\$13,080	2004 CIP	Mar-05
Rosedale Plaza Park Security Lighting	5	\$6,940	CDBG	May-05
Jesse D. Sandoval (Linwood) Park Security Lighting	9	\$3,261	UPARR	Jun-05
Greenway Park Security Lighting	8	\$3,483	UPARR	Jun-05
Arneson Park Security Lighting	2	\$1,786	UPARR	Jun-05
Crestwood Park Security Lighting	7	\$2,249	UPARR	Jun-05
Harmon Park Security Lighting	8	\$399,106	CDBG	Jun-05
Northside Park Security Lighting	2	\$7,383	CDBG	Jul-05
Carter Park Security Lighting	8	\$636	UPARR	Jul-05
Rosen Park Security Lighting	2	\$3,512	UPARR	Jul-05
Normandy Place Park Security Lighting	8	\$3,539	UPARR	Jul-05
Centralized Computer Lighting System	CW	\$134,659	2004 CIP	Jul-05
Fire Station Park Security Lighting	9	\$4,492	CDBG	Aug-05
Pate Park Security Lighting	5	\$2,500	CDBG	Aug-05
Far Northside Park Security Lighting	2	\$1,928	UPARR	Aug-05
Fairfax Park Security Lighting	8	\$4,250	UPARR	Sep-05
<b>Total Completed Projects: 42 Projects</b>		<b>\$2,405,454</b>		
<b>FY 2004 Completed Projects</b>	<b>CD</b>	<b>Amount</b>	<b>Source</b>	<b>Date</b>
Ridglea Hills Park Shelter Installation	3	\$9,390	NPG/PF	Nov.-03
Overton Park Water Fountain Installation	3	\$5,078	NPG/PF	Nov.-03
River Trails Park Trail Installation	5	\$7,925	NPG/PF	Nov.-03
Sunset Hills Addition / Alderside Park Development	4	\$166,224	PDF	Jan.-04
Parks at Deer Creek Addition Park Development	6	\$285,413	PDPDF	Jan.-04
Gateway Park Off Leash Dog Park	4	\$81,147	STF	Mar-04
Sunset Hills Park Park Improvements	4	\$9,116	NPG/PF	Mar.-04
Rolling Hills Soccer Field Lighting	8	\$146,366	CDBG	Mar.-04
Sunset Park Security Lighting	7	\$8,680	CDBG	Apr.-04
Prarie Dog Park Security Lighting	5	\$7,955	CDBG	Apr.-04
Arrow S Park Security Lighting	7	\$5,674	CDBG	Apr.-04
Buck Sansom Park Ballfield Fencing (CD 2 Unspec.)	2	\$11,907	2004 CIP	May.-04
Fox Run Park Development	6	\$169,500	PDPDF	May.-04



## Park and Recreation – Five Year Capital Improvement Plan (FY2017-FY2021)

Ridglea Hills Park Parking Improvements	3	\$42,300	PDPDF	May.-04
Meadowwood Park Walk Replacement	8	\$13,890	2004 CIP	May.-04
Highland Hills Park Security Lighting	8	\$3,680	CDBG	May.-04
Eugene McCray @ Lake Arlington Park Security Lighting	5	\$12,759	CDBG	May.-04
Gateway Park Security Lighting	4	\$5,231	CDBG	May.-04
Chisolm Ridge Park (Pulte Homes Add.) Development	2	\$95,665	PDPDF	May. 2004
Marine Creek Linear Park Security Lighting	2	\$4,343	CDBG	July. 2004
Trinity River Trail Extension Phase III (1.8 miles)	CW	\$1,351,985	Grant / S&V	July. 2004
Greenway Park Playground Renovation	8	\$86,036	UPARR	July. 2004
Jesse D. Sandoval (Linwood) Park Playground Renovation	9	\$82,328	UPARR	July. 2004
Pate Park Playground Renovation	5	\$71,983	CDBG	July. 2004
Martin Luther King Park Playground Renovation	5	\$70,634	CDBG	July. 2004
Carter Park North Playground Renovation	8	\$77,508	CDBG	July. 2004
Oakland Lake Park Playground Renovation	8	\$78,684	UPARR	Aug. 2004
Trader's Oak Park Playground Renovation	9	\$90,573	UPARR	Aug. 2004
Sylvania Park Playground Renovation	4	\$80,264	UPARR	Aug. 2004
Eastover Park Playground Renovation	5	\$88,863	UPARR	Aug. 2004
McDonald Park Playground Renovation	5	\$76,446	UPARR	Aug. 2004
Maddox Park Playground Renovation	2	\$90,806	UPARR	Aug. 2004
Little People's Park Playground Renovation	6	\$82,926	UPARR	Aug. 2004
Harmon Park Security Lighting	8	\$7,207	CDBG	Sept. 2004
Meadowwood Park Playground Renovation	8	\$92,367	UPARR	Sept. 2004
Normandy Place Park Playground Renovation	8	\$85,735	UPARR	Sept. 2004
Village Creek Park Playground Renovation	5	\$90,068	UPARR	Sept. 2004
Fairfax Park Playground Renovation	8	\$88,350	UPARR	Sept. 2004
<b>Total Completed Projects: 38 Projects</b>		<b>\$3,785,006</b>		
<b>FY 2003 Completed Projects</b>	<b>CD</b>	<b>Amount</b>	<b>Source</b>	<b>Date</b>
Nature Center Land Acquisition - 8508 Marks Lane	7	\$17,000	LWTF	Oct.-02
Lake Como (West) Shoreline Improvements	7	\$59,688	98 CIP	Dec.-02
Hallmark Park Security Lighting	8	\$10,416	98 CIP	Jan.-03
Hallmark Park Ballfield Lighting	8	\$93,365	98 CIP	Feb.-03
Arnold Park Playground Renovation	9	\$84,421	CDBG	Mar.-03
Daggett Park Playground Renovation	9	\$110,833	Model Block	Mar.-03
Trinity River Trail Extension - Phase I	CW	\$2,444,869	Grant	Mar.-03
West Park Development	7	\$1,351,985	86/98 CIP/GF	Mar.-03
Como Community Center Parking Security Lighting	3	\$9,989	GF	Mar.-03
Tadlock Park / Bradley Center Parking Security Lighting	8	\$7,891	98 CIP	Mar.-03
Ridglea Hills Park Playground Renovation	3	\$88,104	GF	Apr.-03
Van Zandt Guinn Park Playground Renovation	8	\$70,092	GF	Apr.-03
Nature Center Land Acquisition - 8608 Marks Lane	7	\$134,500	LWTF	Apr.-03
Harmon Park Pedestrian Bridge Installation	8	\$45,757	CDBG	Apr.-03
Marine Park Security Lighting	2	\$6,431	GF	Apr.-03
Sycamore Park Security Lighting	8	\$23,963	GF	May.-03
Quanah Parker Park Security Lighting	4	\$24,569	GF	Jun.-03
Trinity Park Security Lighting	9	\$5,283	GF	Jun.-03
Rockwood Golf Course Greens Renovation	2	\$56,250	GEF	Jun.-03
French Lake Dam Rehabilitation	6	\$296,026	GF	Jul.-03



## Park and Recreation – Five Year Capital Improvement Plan (FY2017-FY2021)

North Park Phase II Development	2	\$659,100	Grant / GF	Jul.-02
Hallmark Park Soccer Field Improvements	8	\$153,051	98 CIP / GF	Jul.-03
Nature Center Land Acquisition - 8500 Shelby Lane	7	\$13,500	LWTF	Aug.-03
Shackleford Park Trail	8	\$23,085	CDBG	Aug.-03
Stone Creek Park Trail Installation	5	\$52,586	NPF/PF	Aug. 03
North Park Parking Lot Security Lighting	2	\$13,924	98 CIP	Sept.-03
Trinity River Trail Extension - Phase II	CW	\$200,000	Cert. Of Oblig.	Sept.-03
<b>Total Completed Projects: 27 Projects</b>		<b>\$6,056,678</b>		
<b>FY 2002 Completed Projects</b>	<b>CD</b>	<b>Amount</b>	<b>Source</b>	<b>Date</b>
Riverside Park Parking Lot Security Lighting	2	\$10,526	98 CIP	Oct-01
Rodeo Park Parking Lot Security Lighting	2	\$6,225	98 CIP	Oct-01
Marion Sansom Parking Lot Security Lighting	7	\$6,104	98 CIP	Oct-01
Arrow South Parking Lot Security Lighting	7	\$6,302	98 CIP	Oct-01
Riverside NRD Security Lighting	8	\$6,154	98 CIP	Oct-01
Southside NRD Security Lighting	8	\$6,115	98 CIP	Oct-01
Capps Park Security Lighting	9	\$2,637	98 CIP	Oct-01
Hillside Park Security Lighting	8	\$4,985	98 CIP	Nov-01
Rosen Park Security Lighting	2	\$10,027	98 CIP	Nov-01
Trail Drivers Park Security Lighting	2	\$15,946	98 CIP	Jan-02
Collett Park Security Lighting	3&9	\$8,796	98 CIP	Jan-02
Forest Park Security Lighting	9	\$14,721	98 CIP	Jan-02
R.D. Evans Community Center Park Security Lighting	3	\$12,936	CCPD	Jan-02
Sycamore CC Parking Lot Security Lighting	8	\$11,487	98 CIP	Feb-02
Carter Park Parking Lot Security Lighting	8	\$9,804	98 CIP	Mar-02
Oakland Lake Park Security Lighting	8	\$22,224	98 CIP	Apr-02
Summerbrook Park Security Lighting	4	\$2,477	Donation	Apr-02
Silver Sage Park Security Lighting	4	\$6,331	Donation/98 CIP	Apr-02
Diamond Hill CC Parking Lot Security Lighting	2	\$5,882	CCPD	Jun-02
Cobb Park Parking Lot Security Lighting	8	\$8,332	98 CIP	Jun-02
Highland Hills Park Parking Lot Security Lighting	8	\$8,186	98 CIP	Jun-02
Ellis Park Security Lighting	8	\$2,899	98 CIP	Jul-02
Casino Beach Boat Ramp Parking Lot Sec. Lighting	7	\$14,834	98 CIP	Aug-02
Nature Center Parking Lot Security Lighting	7	\$7,876	98 CIP	Aug-02
South Z. Boaz Park Parking Lot Security Lighting	3	\$23,019	98 CIP	Sep-02
Marine Park Playground Renovation	2	\$77,864	98 CIP	Oct-01
Phase I Louella Bales Baker Park Development	8	\$63,601	98 CIP/ Donation	Jan-02
Gateway Park Trail Repair	4	\$30,527	GF	Dec-01
South Z-Boaz Park Parking Improvements	3	\$143,696	93 CIP	Dec-01
Eugene McCray Community Center Development	5	\$1,574,450	98 CIP/GF/CDBG	Feb-02
Harmon Park Soccer Field Fencing	8	\$26,236	CDBG	Feb-02
Harmon Park Soccer Complex Development	8	\$634,477	93/98 CIP	Feb-02
Sycamore Park Youth Sports Complex	8	\$1,210,432	98 CIP/ CDBG/ DONATION	Mar-02
Rolling Hills Soccer Lighting	8	\$103,105	98 CIP/ Donation	Apr-02
Nature Center Land Acquisition - 8500 Shelby Lane	7	\$125,000	LWTF	Apr.-02
Nature Center Land Acquisition - 8508 Shelby Lane	7	\$30,000	LWTF	Apr.-02
Diamond Hill CC Gym Floor Replacement	2	\$106,511	CDBG / GF	May-02

## Park and Recreation – Five Year Capital Improvement Plan (FY2017-FY2021)

Nature Center Levee Restoration Design Concept	7	\$19,930	98 CIP	Jun-02
Casino Beach Boat Ramp	7	\$363,208	TPWD/LWTF/98 CIP	Jun-02
Arcadia Park (Seneca) Playground Improvements	4	\$102,638	Donation	Jun-02
Sandy Lane Park - Creek Bank Erosion Control / Ballfield Improv.	5	\$392,351	98 CIP / CPRF	Jul-02
Tadlock Park / Bradley Center Renovation	8	\$146,849	98 CIP / CDBG	Jul-02
Nature Center Land Acquisition - 8490 Marks Lane	7	\$25,200	LWTF	Jul.-02
Nature Center Land Acquisition - 8612 Marks Lane	7	\$131,000	LWTF	Jul.-02
Log Cabin Village Parking Lot Renovation	9	\$54,389	98 CIP	Aug-02
North Community Park - North Beach St. Develop.	2	\$365,763	98 CIP	Aug-02
North Community Park Phase I Development	2	\$573,052	98 CIP	Sep-02
<b>Total Completed Projects: 47 Projects</b>		<b>\$6,535,104</b>		
<b>FY 2001 Completed Projects</b>	<b>CD</b>	<b>Amount</b>	<b>Source</b>	<b>Date</b>
Trinity Park Playground Renovation	9	\$40,000	Mayfest	Mar-01
Berney Park Playground Surfacing	3	\$23,368	CIP/GF	Oct-00
Collett Park Playground Surfacing	3&9	\$31,777	78 CIP/CDBG	Oct-00
Little John Park Playground Renovation	5	\$35,060	CDBG	Oct-00
Botanic Garden Security Lighting	7	\$148,499	98 CIP	Apr-01
Foster Park North Trail	3	\$94,820	98 CIP	Feb-01
Pecan Valley "River" Golf Course Renovation	3	\$2,126,595	GEF	Jun-01
North Tri-Ethnic Community Center Reconfiguration	2	\$168,031	CDBG	Jun-01
Riverside Community Center @ Sylvania Park Expansion	4	\$357,944	CDBG	Jul-01
Delga Park Ballfield Development	8	\$71,133	CDBG	Jul-01
Rockwood Park Athletic Field Lighting / Parking Improv.	2	\$684,338	98 CIP	Sep-01
Rolling Hills Athletic Field Development	8	\$1,179,439	98 CIP/CDBG/GF	Sep-01
Greenbriar Park / Kidfish Trail Installation	9	\$27,186	TPWD Grant	Sep-02
Camp Joy Park Parking Lot Security Lighting	7	\$7,582	98 CIP	Sep-01
Casino Beach Park Parking Lot Security Lighting	7	\$2,755	98 CIP	Sep-01
Greenway Park Parking Lot Security Lighting	8	\$9,806	98 CIP	Sep-01
Lincoln Park Parking Lot Security Lighting	2	\$6,437	98 CIP	Sep-01
<b>Total Completed Projects: 17 Projects</b>		<b>\$5,014,770</b>		
<b>FY 2000 Completed Projects</b>	<b>CD</b>	<b>Amount</b>	<b>Source</b>	<b>Date</b>
Clearfork / Benbrook Bike Trail	CW	\$1,176,098	Grant/Donation / Mayfest	Oct-99
North Community Park Acquisition	2	\$340,115	98 CIP	Dec-99
Oakmont Park Trail	6	\$50,000	98 CIP	Jan-00
McLeland Tennis Center Renovation	9	\$100,000	98 CIP	Mar-00
Arcadia Park North Development	4	\$550,000	TPWD Grant	Jun-00
Z. Boaz Golf Course Cart Trails Installation	3	\$214,471	GEF	Jun-00
Bonnie Brae Park Playground Resurfacing	4	\$31,117	98 CIP	Jun-00
Carter Park Playground Resurfacing	8	\$27,169	98 CIP	Jun-00
Casino Park Playground resurfacing	7	\$29,199	98 CIP	Jun-00
Cobb Park Playground Resurfacing	8	\$33,393	98 CIP	Jun-00
Forest Park (North) Playground Resurfacing	9	\$28,922	86 CIP	Jun-00
Harrold Park Playground Resurfacing	9	\$26,132	98 CIP	Jun-00
Meadowbrook Park Playground Resurfacing	4	\$25,297	98 CIP	Jun-00
Rockwood Park Playground Resurfacing	2	\$31,309	98 CIP	Jun-00

## Park and Recreation – Five Year Capital Improvement Plan (FY2017-FY2021)

Camelot Park (\$25,000 86 CIP/ \$25,000 98 CIP)	8	\$53,176	86 & 98 CIP	Jun-00
Kristi Burbach Park Development	4	\$25,000	98 CIP	Jun-00
Shackleford Park - Reserve Park Development	8	\$20,182	98 CIP	Jun-00
Ellis Park - Reserve Park Development	8	\$63,475	98 CIP/Donation	Jun-00
Marine Creek Park - Reserve Park Development	2	\$50,000	98 CIP	Jun-00
Smith Wilemon Park - Reserve Park Development	4	\$43,550	98 CIP/Donation	Jun-00
Jennings May St. Louis Park Development	9	\$92,000	CDBG	Jul-00
Como Community Center Renovation	3	\$318,357	CDBG	Aug-00
Overton Park Playground Renovation	3	\$38,616	98 CIP	Aug-00
Candleridge Park Playground Renovation	6	\$24,928	98 CIP	Aug-00
Southwest Park Playground Renovation	6	\$63,234	98 CIP	Aug-00
Westcreek Park Playground Renovation	6	\$59,663	98 CIP	Aug-00
Wright Tarleton Park Playground Renovation	7	\$47,063	98 CIP	Aug-00
Highland Hills Park Playground Renovation	8	\$43,975	98 CIP	Aug-00
Forest Park (Tillery) Playground Renovation	9	\$43,349	98 CIP	Aug-00
Worth Heights Park Playground Renovation	9	\$36,180	98 CIP	Aug-00
Fire Station Park Playground Renovation	9	\$24,000	98 CIP	Aug-00
Diamond Hill Park Playground Renovation	2	\$40,356	98 CIP	Aug-00
Far Northside Park Playground Renovation	2	\$40,634	98 CIP	Aug-00
Lincoln Park Playground Renovation	2	\$41,052	98 CIP	Aug-00
Marine Park Playground Renovation	2	\$39,486	98 CIP	Aug-00
Riverside Park Playground Renovation	2	\$41,504	98 CIP	Aug-00
Terry Park Playground Renovation	2	\$44,880	98 CIP	Aug-00
Eastern Hills Park Playground Renovation	4	\$34,380	98 CIP	Aug-00
Sandy Lane Park Playground Renovation	5	\$47,340	98 CIP	Aug-00
Gid Hooper Park Playground Renovation	8	\$80,442	98 CIP/ CDBG	Aug-00
Glenwood Park Playground Renovation	8	\$58,884	98 CIP	Aug-00
Lincoln Park Parking Improvements	2	\$60,000	98 CIP	Apr-00
Oakland Lake Park Parking Improvements	8	\$151,661	98 CIP	Sept. -00
Trinity Park Roadway Improvements	9	\$233,898	98 CIP	Aug-00
Trinity Park Shelter Trail Replacement	9	\$36,669	98 CIP	May-00
Candleridge Park Trail Replacement	6	\$73,116	98 CIP	May-00
Foster Park (South) Trail Replacement	3	\$10,000	98 CIP	Jun-00
Meadowwood Park Trail Replacement	8	\$33,447	98 CIP	Jun-00
Oakland Lake Park Trail Replacement	8	\$27,874	98 CIP	Aug-00
Overton Park Trail Replacement	3	\$80,000	98 CIP	Jun-00
Trinity Park Bridge / Trail Replacement	9	\$201,491	98 CIP	Aug-00
Rotary Park Median Walk Replacement	9	\$4,028	98 CIP	Aug-00
Gateway Park Soccer Field Fencing	4	\$34,704	Waste Mang. Fund	Sep-00
<b>Total Completed Projects: 53 Projects</b>		<b>\$5,125,816</b>		
<b>FY 1999 Completed Projects</b>	<b>CD</b>	<b>Amount</b>	<b>Source</b>	<b>Date</b>
Lead Abatement Phase III	CW	\$126,900	CDBG	Oct-98
Lead Abatement Phase VI	CW	\$174,624	GF	Nov-98
Lake Como Park (West) Playground Development	3	\$70,021	CIP	Oct-98
C.P. Hadley Park Playground Development	6	\$28,564	CIP	Oct-98
Lake Arlington Boat Ramp	5	\$264,320	TPWD GRANT/LWTF/ CPRF	Oct-98

## Park and Recreation – Five Year Capital Improvement Plan (FY2017-FY2021)

North Tri-Ethnic Community Center Security Lighting	2	\$11,437	CDBG	Nov-98
Riverside Community Center @ Sylvania Park Security Lighting	2	\$11,437	CDBG	Nov-98
Martin Luther King Community Center Security Lighting	5	\$11,437	CDBG	Nov-98
Handley Meadowbrook Community Center Security Ligh	5	\$11,437	CDBG	Nov-98
Bertha Collins Community Center Security Lighting	8	\$11,437	CDBG	Nov-98
Highland Hills Community Center Security Lighting	8	\$11,437	CDBG	Nov-98
Greenbriar Community Center Security Lighting	9	\$11,437	CDBG	Nov-98
Thomas Place Community Center Security Lighting	7	\$11,437	CDBG	Nov-98
Arrow S. Park / Lake Worth Boat Ramp Installation	7	\$219,468	Grant/ LWTF	Jan-99
Diamond Hill CC Expansion	2	\$376,359	CDBG	Jan-99
Southwest Community Parking Expansion	6	\$90,000	98 CIP	Jan-99
Rosedale Plaza Park Playground Renovation	5	\$31,180	CDBG	Jan-99
Southwest Community Center Expansion	6	\$767,980	CIP/GFFB	Mar-99
Foster Park Improvements	3	\$79,604	98 CIP	Mar-99
Worth Hills Park Improvements	9	\$33,526	98 CIP	Mar-99
Nature Center Low Water Weir	7	\$86,417	Grant/ LWTF	Apr-99
Sycamore Park Pool Renovation	8	\$120,243	CDBG	May-99
Kellis Park Pool Renovation	9	\$100,000	GF / CPRF	May-99
Martin Luther King Community Center Renovation	5	\$105,442	CDBG	May-99
Trinity Park Security Lighting	9	\$20,000	98 CIP	May-99
Trinity Park Shelter Renovation	9	\$50,000	98 CIP	May-99
Nature Center Roadway Improvement	7	\$102,545	98 CIP	May-99
Hillside Park Improvements	8	\$168,800	98 CIP/Grant	May-99
Southside Community Center Improvements	8	\$12,200	98 CIP	May-99
Quanah Parker Park Development	4	\$370,041	86 CIP	Jul-99
Southwest Community Park Acquisition	6	\$421,833	86 CIP	Jul-99
Buck Sansom Park Security Lighting	2	\$18,312	98 CIP	Sep-99
Cobblestone Park Security Lighting	5	\$10,546	98 CIP	Sep-99
Mosque Point Park Security Lighting	7	\$8,111	98 CIP	Sep-99
Glenwood Park Security Lighting	8	\$10,346	98 CIP	Sep-99
Sandy Lane Park Security Lighting	5	\$8,772	98 CIP	Sep-99
Jeff Davis Park Security Lighting	9	\$3,005	98 CIP	Sep-99
Rosemont Park Security Lighting	9	\$6,283	98 CIP	Sep-99
Patricia LeBlanc Park Security Lighting	6	\$8,253	98 CIP	Sep-99
Westcreek Park Security Lighting	6	\$7,260	98 CIP	Sep-99
Lake Como Park (West) Security Lighting	3	\$11,394	98 CIP	Sep-99
<b>Total Completed Projects: 41 Projects</b>		<b>\$4,003,845</b>		
<b>FY 1998 Completed Projects</b>	<b>CD</b>	<b>Funding</b>	<b>Source</b>	<b>Date</b>
Trinity Park Playground	9	\$19,790	Mayfest	Apr-98
Sycamore Creek Golf Course Pedestrian Bridge Installation	8	\$112,873	GEF	Apr-98
Pecan Valley Golf Course Pedestrian Bridge Renovation	3	\$143,037	GEF	Apr-98
Arcadia Park Trail South Development	4	\$505,290	Grant	Jun-98
Lead Abatement of Playground Equipment - Phase I	CW	\$135,958	CDBG	Jun-98
Lake Arlington Park Playground	5	\$62,224	CDBG	Jun-98
N. Tri-Ethnic CC Gym Floor	2	\$43,855	CDBG	Jul-98
Worth Heights CC. Gym Floor Replacement	9	\$45,645	CDBG	Jul-98

## Park and Recreation – Five Year Capital Improvement Plan (FY2017-FY2021)

---

Pecan Valley GC Pro Shop Renovation	3	\$139,754	GEF	Jul-98
Harvey Street Park Playground Renovation	8	\$24,510	CDBG	Aug-98
Lincoln Park Ballfield Lighting	2	\$105,674	CPRF	Sep-98
Pecan Valley Golf Course Design	3	\$93,000	GEF	Sep-98
Northside Park Playground Renovation	2	\$22,065	CDBG	Sep-98
<b>Total Completed Projects: 13 Projects</b>		<b>\$1,453,675</b>		